



Quebec English-Language
Production Council

Conseil québécois de la
production de langue anglaise



INDIGENOUS
SCREEN
OFFICE



Canadian Indigenous Audiovisual Production Report 2010-11 to 2016-17

March, 2019
qepc@bell.net

FUNDERS

The *Canadian Indigenous Audiovisual Production Report 2010-11 to 2016-17* is produced by the Quebec English-language Production Council (QEPC) in partnership with the Indigenous Screen Office (ISO). We wish to thank the Aboriginal People's Television Network (APTN), the Canada Media Fund (CMF), Telefilm Canada (TFC), and the Canadian Media Producers' Association (CMPA) for their financial participation.

The following report solely reflects the views of the authors. Findings, conclusions or recommendations expressed in this report are those of the authors and do not necessarily reflect the views of the funders of this report, who are in no way bound by any recommendations contained herein.



COVER IMAGES

row 1 (l to r): *Mohawk Girls* - inukshuk - *Wapos Bay* - *Anash and the Legacy of the Sun-Rock* - snowmobiling
row 2 (l to r): *Caution: May Contain Nuts* - *The Candy Show* - *1491: The Untold Story of the Americas before Columbus* - *Blackstone* - *Indspire Awards*
row 3 (l to r): *Cashing In* - filmmaker Tracey Deer - *Tiga Talk* - *Spirit Island, AB* - *Cooking With the Wolfman*

© 2019 QEPC

TABLE OF CONTENTS

Mandate	5
Methodology	6
Analysis	8
Notes on Tables	12
Table 1 – Indigenous Production All Languages by Region (2010-11 to 2016-17).....	13
Table 2 – Indigenous Production Funding All Languages by Region (2010-11 to 2016-17).....	14
Table 3 – Indigenous Production Funding English-language by Region (2010-11 to 2016-17).....	15
Table 4 – Indigenous Production Funding French-language by Region (2010-11 to 2016-17).....	16
Table 5 – Indigenous Production Funding Indigenous-languages by Region (2010-11 to 2016-17).....	16
Table 6 – Indigenous Production Funding by Language (2010-11 to 2016-17).....	17
Table 7 – Indigenous Production by Indigenous Languages (2010-11 to 2016-17).....	18
Table 8 – Indigenous Production by Indigenous Languages (2010-11).....	19
Table 9 – Indigenous Production by Indigenous Languages (2011-12).....	19
Table 10 – Indigenous Production by Indigenous Languages (2012-13).....	19
Table 11 – Indigenous Production by Indigenous Languages (2013-14).....	19
Table 12 – Indigenous Production by Indigenous Languages (2014-15).....	19
Table 13 – Indigenous Production by Indigenous Languages (2015-16).....	19
Table 14 – Indigenous Production by Indigenous Languages (2016-17).....	19
Table 15 – Comparison of Linguistic Minorities by OLMC, CLOSM and Indigenous Production (2010-11 to 2016-17).....	20
Table 16 – Indigenous Production by Genre (2010-11 to 2016-17).....	21
Table 17 – Indigenous Production by Format (2010-11 to 2016-17).....	22
Table 18 – Canada Media Fund Aboriginal Program Television Funding (2010-11 to 2016-17).....	22
Table 19 – Canada Media Fund Aboriginal Program Digital Media Funding (2010-11 to 2016-17).....	23
Table 20 – Canada Media Fund Funding to Indigenous Producers (2010-11 to 2016-17).....	24

Graphs

Graph 1 - Indigenous Production All Languages (2010-11 to 2016-17)..... 13

Graph 2 - Indigenous Production All Languages by Region (2010-11 to 2016-17)..... 14

Graph 3 - Indigenous Production Funding English-language by Region
(2010-11 to 2016-17) 15

Graph 4 - Indigenous Production Funding Indigenous-language by Region
(2010-11 to 2016-17)..... 22

Graph 5 - Percentage of Indigenous Production by Indigenous Languages
(2010-11 to 2016-17)..... 19

Graph 6 - Comparison of Linguistic Minorities by OLMC, CLOSM
and Indigenous Production (2010-11 to 2016-17)..... 20

Graph 7 - Percentage of Indigenous Production by Genre (2016-17)..... 21

Graph 8 - Canada Media Fund Aboriginal Program Television Funding
(2010-11 to 2016-17)..... 23

Tables 1 to 20..... 25

Appendix 1 51

Appendix 2..... 60

MANDATE

The Canadian Indigenous Audiovisual Production Report 2010-11 to 2016-17 is the first such report on Indigenous film and video production. This Report breaks new ground creating a statistical picture of Indigenous media production. The statistical data in this report provides a unique source of Indigenous production data that are not otherwise available.

The Quebec English-language Production Council entered into a research partnership on April 23, 2018, with the Indigenous Screen Office (ISO); and on November 9, 2018, with the Aboriginal People's Television Network (APTN).

The QEPC agreed to research, write, and publish as comprehensive a report as possible on Indigenous production in both English and French, including both OLMC and non-OLMC programming.

The QEPC and our Indigenous partners anticipate this will be an ongoing report which we will update annually. We will expand the data sources as they become available. Therefore, each report will provide both a broader, and a more detailed picture, of total indigenous production.

The QEPC hired Magnetic North Associates (MNA) to undertake this research. The analysis in this Report is the responsibility of MNA alone and does not necessarily reflect the opinions of any of the funders or partners of this report.

This Report would not have been possible, nor available in both official languages, without the generosity and support of: the Indigenous Screen Office, the Aboriginal People's Television Network, Canada Media Fund, Telefilm Canada, and Canadian Media Producers' Association. We wish to thank them.

We also wish to thank CMF and APTN for generously providing us with information and answering our many questions. We particularly wish to thank Tracy Ptashnik, APTN; and Suzanne Keppler, CMF. This report would not have been possible without them.

We wish to thank for their excellent work: Clare Raspopow, who undertook much of the research and editing; Randy Duniz, who designed and laid out the Report; and Margot Grenier, who translated the French version.

METHODOLOGY

Following a wide-ranging review of possible Indigenous production data sources, we came to the conclusion that the only sources with reliable historical data available at this time were the APTN and the CMF. For example, CAVCO does not collect Indigenous data. The CBC, Telefilm, the CRTC, and the NFB told us they do not have reliable Indigenous production statistics at this time, but hope to have such information in the future.

For this inaugural Report, we have decided that reliable historical data means Indigenous productions funded or broadcast by the CMF and the APTN from 2010-11 to 2016-17 fiscal years. These statistics have been released to us by the CMF and the APTN.

To begin, an important question we needed to answer was the definition of Indigenous production. We decided that we must define Indigenous production according to the definition used by each data source. In this Report, there are two such sources- CMF and APTN. Their definitions of Indigenous production are functionally the same. APTN is licensed by the CRTC and uses the CRTC definition. CMF uses their own definition which is applied to their Aboriginal Program and which is compatible with the CRTC definition. We recognize that the definition of “Indigenous production” we have chosen to use for the purpose of this Report is one of many. Our adoption of these definitions are a practical necessity to ensure comparability of data sources and statistical accuracy. These definitions are quoted below.

CRTC Definition of Indigenous Producer

“‘Indigenous producer’ means an individual who self-identifies as Indigenous, which includes First Nations, Métis or Inuit, and is a Canadian citizen or resides in Canada, or an independent production company in which at least 51% of the controlling interest is held by one or more individuals who self-identify as Indigenous and are Canadian citizens or reside in Canada. In regard to the definition of ‘independent production company,’ ‘Canadian’ includes a person who self-identifies as Indigenous and resides in Canada, whereas ‘Canadian company’ includes a production company in which at least 51% of the controlling interest is held by one or more individuals who self-identify as Indigenous and reside in Canada.”¹

CMF Definition of Indigenous Producer

“An Eligible Applicant to this [Aboriginal] Program must meet the following criteria:

- a) The individual producer must be a self-declared Aboriginal person. The CMF reserves the right to request evidence of the producer’s Aboriginal ancestry.
- b) The individual producer must own 51% of the production company and copyright in the Eligible Project.

¹ See CRTC 2017-143, #124; and CRTC 2017-148, #86

It is important to note that coproductions between eligible Applicants (i.e. Aboriginals) and ineligible Applicants (i.e. non-Aboriginals) are only possible where the ineligible Applicant is a treaty coproduction partner in an audiovisual treaty coproduction.”²

“Applicants shall make best efforts to ensure that, on average, at least 20% of the original Aboriginal version of the Television Component’s on-screen dialogue and/or narration must have been originally shot in an Aboriginal language. Exceptions to this requirement, as determined by the CMF at its sole discretion, will be made on a case-by-case basis. However, in all cases, an Aboriginal-language version of the entire Television Component must be broadcast (see section 3.2.TV.5 e)i).”³

In the case of the CMF, Indigenous production data is collected for projects that are funded by its Aboriginal Program. The APTN collects data on the Indigenous “ancestry” of all the projects it funds or broadcasts. Consequently, all of the information in this Report is based on these definitions. That means that at a minimum, all titles are produced by companies with at least 51% Indigenous ownership and control.

For reasons of confidentiality, some regional financial breakdowns are not available. In a few cases where we did not know the total budget of a production, but we have used average budgets to complete budget totals.

We would like to mention that all producers we contacted were most cooperative and provided financial information that we requested. In the case of the APTN, all financial information on individual productions is confidential. The CMF funding information on individual productions is available, but CMF maintains budget confidentiality. To further protect confidentiality, the QEPC signed Non-Disclosure Agreements with both CMF and APTN covering sensitive financial data which we used to build the aggregate statistics in this Report.

While financial data for individual productions is confidential, we wanted this Report to be as transparent as possible. Therefore, aside from aggregate statistical tables, we have provided appendices breaking down information by title, production company, producer, year, and region.

We have expanded regional production from the usual five regions to include a sixth Northern region where a significant amount of Indigenous programming is produced.

All numbers are in current dollars. Year means year of funding by CMF and/or APTN. Based on data available and the Guidelines of the CMF’s Aboriginal Program, it is very difficult to distinguish language/s of original production from versions. Therefore, unless stated otherwise, “language” refers to both language of original production and language of versions. See footnotes.

2 CMF, *Aboriginal Program Guidelines 2018-19*, 3.1 *Eligible Applicants*

3 *Ibid.*, 3.2.TV.4 h)

Analysis



ANALYSIS

Over the last seven years, Indigenous production looks like a saddle, high at the ends and low in the middle. Beginning in 2010-11, production averaged nearly \$50m for two years. Then dropped like a stone in 2012-13 to \$37.132m. The largest losses were felt in the Prairies. For four years, production averaged \$40m/yr. Then in 2016-17, it jumped back to \$50.855m.

Table 1 shows us that Indigenous production is widely dispersed across the country, mostly in the West and Quebec. On the basis of total budgets over seven years, the Prairies are the centre of production with 32% of volume. About half of this is in Manitoba. This is followed by Quebec with 27% of total volume, B.C. with 17%, Ontario 11%, North 10%, and Atlantic 3%.

There are 383 titles listed in this report. We can see that the CMF has provided funding for 70% of the total, and APTN for 96%. The CMF's Aboriginal Program has provided 33%, or \$103m, in funding for \$310.414m in total production volume over seven years in all languages. APTN is the second most important source of funding with 21%, or \$66m.

On average, there are 346 hours per year of Indigenous programming, mostly series, with an average budget of \$128,000/hr. Documentaries are the most-produced Indigenous genre with 42% of total productions and 26% of total budgets. An average of 21 projects are produced each year, often series, for an average budget of \$551,000 per project. Doc budgets over seven years were \$82m, or 26% of total production volume.

Children's programming averages nearly nine projects per year, averaging \$933,000 per project. Total kids' budgets were \$58m, or 19% of total production.

“For four years, production averaged \$40m/yr. Then in 2016-17, it jumped... to \$50.855m.”

There are slightly more than seven Indigenous drama projects per year. These have accounted for 15% of total projects and 32% of total budgets. The average drama budget is \$1.935m per project. Over seven years, drama budgets totalled \$100m, almost one third of total production.

The average budget per project varies greatly by region. Official language minority community (OLMC) productions in Quebec have the highest average at \$1.144m per project. Undoubtedly, “Mohawk Girls” helped increase this average⁴.

⁴ Total budget for Rezolution Pictures' “Mohawk Girls” (created and directed by Tracey Deer, seasons 1-4 up through 2016-17) was \$19m, or about 20% of total Indigenous drama for the years in this Report. There was a season 5 in 2017-18 and the total budget for the entire series was \$23.6m, probably the largest Indigenous project in history. See “Case Study- Economic Impacts of Mohawk Girls”, prepared for the Canadian Media Producers Association (CMPA) in partnership with the Quebec English-language Production Council (QEPC), by MNP LLP, Nov., 2017. See also fn.5 and note that “Mohawk Girls” did not receive funding from CMF's Aboriginal Program.

“...Indigenous production is widely dispersed across the country, mostly in the West and Quebec.”

The Prairies (\$1.092m) and Ontario (\$1.002m) budgets were nearly as high. British Columbia was lower at \$809,000 per project. The Atlantic region (\$568,000) and Northern region (\$415,000) projects had significantly smaller average budgets per project.

Including total English OLMC, French CLOSM (communautés de langue officielle en situation minoritaire), and Indigenous production, all minority language production averaged \$243m/yr, or 9.7% of total Canadian production. Of this, Indigenous production averaged \$44m/yr, or 1.8% of total Canadian production. (See Table 15)

Over seven years, there were 12 Indigenous official language minority projects out of 67 French-language Indigenous productions or versions. Thus, 18% were CLOSM projects. The CLOSM share of budgets was \$10.8m or 21% of total French-language budgets. This is nearly identical to the 17% of English-language OLMC Indigenous productions, and 20% OLMC budgets.

Besides those programs in English or French, Indigenous programming has been produced or versioned in 29 individual languages. We can see that the two most significant languages for production are Inuktitut and Cree, followed by Mohawk.

Inuktitut had the most productions (73) and hours of programming (462). The total production budget was \$37.9m. The average Inuktitut program had a budget of \$86,000/hr. Cree had the second most productions (52) and hours (265), and the highest budget at \$47.1m. The average Cree program cost \$177,000/hr.

There were 17 Mohawk projects totalling 74 hours with a budget of \$32.7m. Weighted to more drama, the average Mohawk program cost \$442,000/hr. Following these languages were Ojibway, Dene, Innu, etc. Most languages had only one or two projects. (See Tables 7-14).

5 *There are important exceptions. Some projects, like Rezolution Pictures' "Reel Injun", "Mohawk Girls", and "Rumble"; Prairie Dog Films' "Blackstone"; or Buffalo Gal Pictures' "Cashing In" have found commercial success. There are also foreign broadcasters interested in purchasing Indigenous content such as FNX (First Nations' Experience) in the U.S., and SBS in Australia. However, Table 18 shows that all of CMF's Aboriginal Program productions have had zero foreign investment, and averaged only \$27k/yr from distributors. See fn.4*

Through the CMF's Broadcast Performance Envelope, the key role of the APTN can be seen in Table 22, especially when compared to other broadcasters. Including development, APTN has spent a total of \$40.407m, or 39% of the CMF's total funding over seven years. Other broadcasters spent \$2.382m or about 2% of the CMF total. By this CMF measure, APTN provides 95% of broadcaster funding for Indigenous programming.

Domestic funding has been growing, but it is important to note that there is absolutely no foreign funding in these programs. Indigenous production is overwhelmingly dependent on public funding. With the exception of the APTN, which is supported by CRTC mandatory carriage policy, there is little or no "commercial" market for the vast majority of Indigenous programs⁵. Whether Indigenous production exists or not in Canada is a matter of public policy.

“...there is little or no ‘commercial’ market for the vast majority of Indigenous programs. Whether Indigenous production exists or not in Canada is a matter of public policy.”

Notes on Tables



Table 1 – Indigenous Production All Languages by Region (2010-11 to 2016-17)

During the first two years covered by this Report, Indigenous production reached \$50.2m in 2012-13. Then in one year (2013-14), there was a steep decline to \$37m. This loss of production was felt most strongly in the Prairies (-\$10.8m), followed by the North (-\$2.5m).

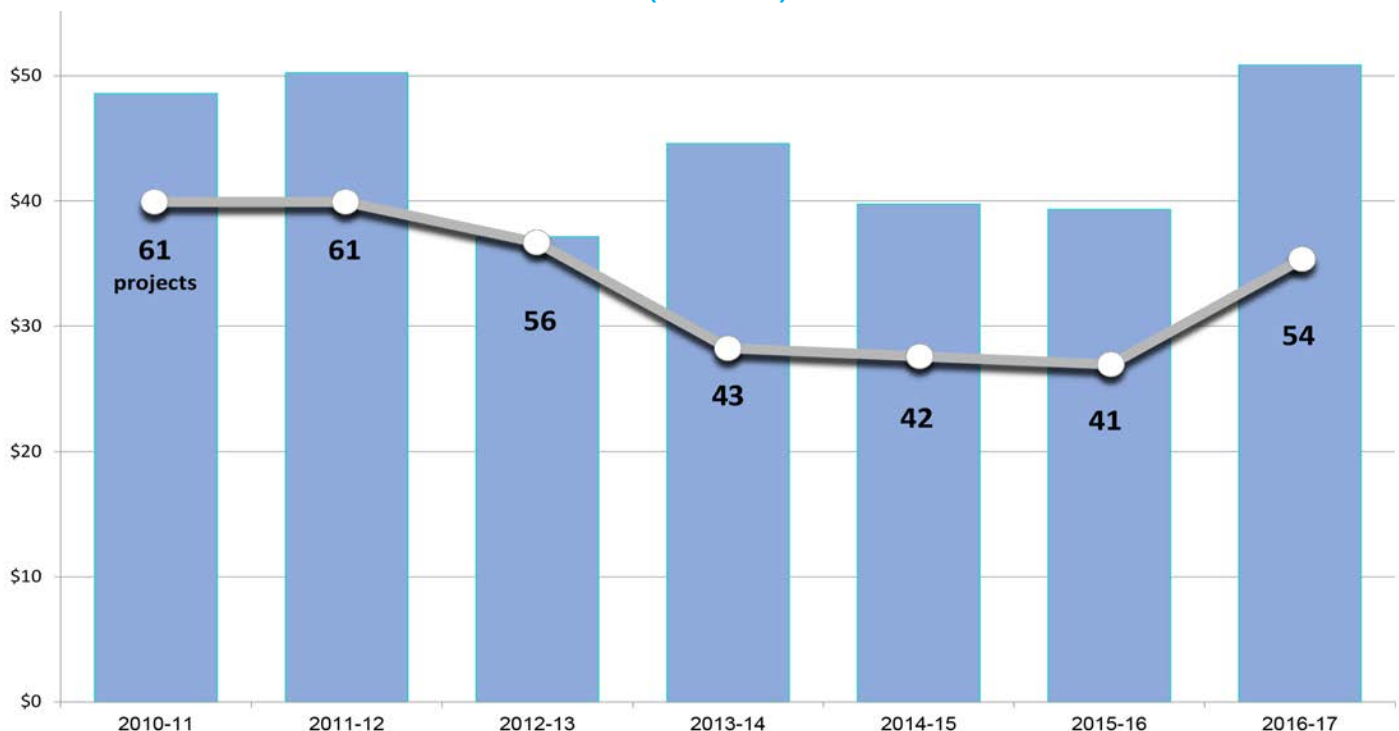
In 2016-17, production recovered, largely by a significant \$6.5m increase in Quebec, along with a \$5.2m recovery in the Prairies and a \$3.8m recovery in the North. Total Indigenous production was back up to a peak of \$50.855m. We don't yet know if this recovery was anomalous or systemic.

Table 1 shows us that Indigenous production is widely dispersed across the country, mostly in the West and Quebec. On the basis of total budgets over seven years, the Prairies are the centre of production with 32% of volume. About half of this is in Manitoba. This is followed by Quebec with 27% of total volume, B.C. with 17%, Ontario 11%, North 10%, and Atlantic 3%. Undoubtedly, the success of the Mohawk Girls drama had an impact on Quebec's volume.

As for the number of productions over seven years, the Prairies are first with 95, and Quebec is second (94). This is followed by the North (66) and B.C. (63). Breaking down these regional totals, we see that Manitoba has 61, and Nunavut 60. (See Appendix 3 for more information)

Graph 1

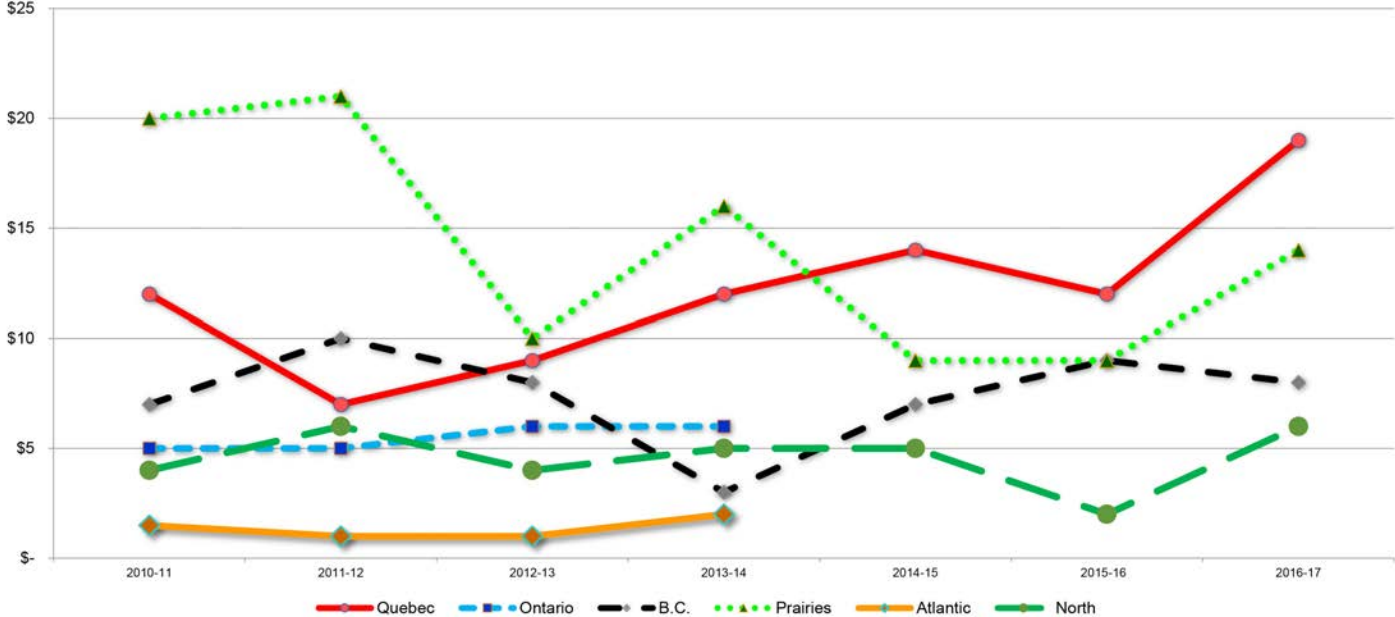
**Indigenous Production
All Languages
2010-11 to 2016-17
(\$ millions)**



Source: Table 1.

Graph 2

**Indigenous Production
All Languages by Region
2010-11 to 2016-17
(\$ millions)**



Source: Table 1.
Note: Incomplete lines mean N/A for reasons of confidentiality.

Table 2 – Indigenous Production Funding All Languages by Region (2010-11 to 2016-17)

Table 2 shows the importance of CMF and APTN funding for Indigenous production. The CMF’s Aboriginal Program has provided 33%, or \$103m, in funding for \$310m in total production volume over seven years in all languages. The APTN is the second most important source of funding with 21%, or \$66m.

As in Table 1, we see that production funding is strongest in the Prairies, B.C., Quebec, and the North. The location of APTN in Winnipeg, versus most other broadcasters in Toronto or Montreal, seems to have helped diversify production to the west. Nearly half of APTN (47%) funding went to Prairies projects, and half of that to Manitoba. Prairie projects received 29% of CMF funding.

Quebec had 36% of CMF funding, and 27% of APTN funding. British Columbia claimed 22% of CMF and 16% of APTN. The North had 9% of CMF and 6% of APTN. Ontario saw 7% of CMF and 10% of APTN, while Atlantic received 5% of CMF and 2% of APTN funding.

Table 3 – Indigenous Production Funding English-language by Region (2010-11 to 2016-17)

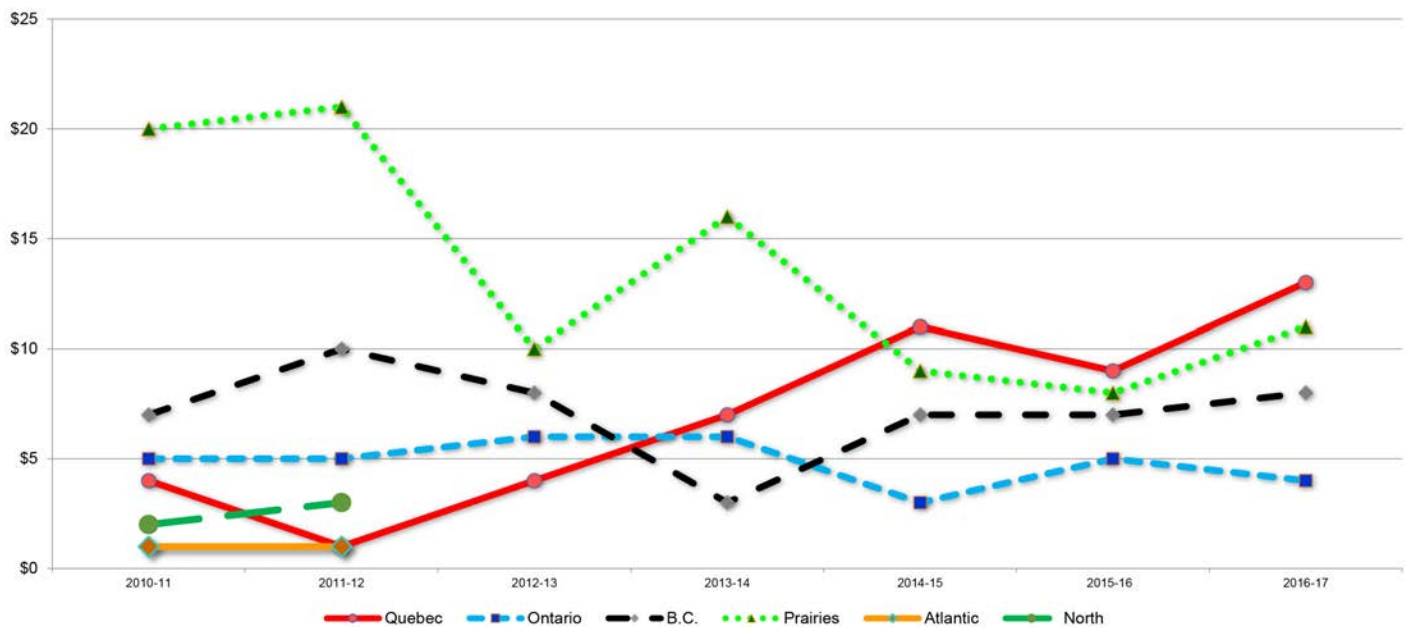
This table identifies Indigenous projects in English, or with an English version. There were 258 such projects over seven years with a total budget of \$242m. Therefore, these English productions or versions amounted to 72% of the 358 projects, and 78% of the \$310m in total budgets.

Quebec data shows official language minority (OLMC) Indigenous production. Quebec productions had 17% of total projects and 20% of total budgets (Can. Cost). The Prairies have 24% of projects and 39% of total budgets; B.C. 23% of projects and 20% of budgets; Ontario 13% of projects and 14% of budgets; the North 9% and 4%; and Atlantic 5% and 3%.

These percentages show that the average budget per project over seven years varies greatly by region. In terms of average budget per project, OLMC productions in Quebec have the highest average at \$1.144m per project. Undoubtedly, “Mohawk Girls” helped increase this average. The Prairie average was \$1.092m, and Ontario \$1.002m. British Columbia was lower at \$809,000 per project. Atlantic (\$568,000) and Northern (\$415,000) projects had much smaller average budgets.

Graph 3

Indigenous Production Funding English-language by Region 2010-11 to 2016-17 (\$ millions)



Source: Table 3.

Note: Incomplete lines mean N/A for reasons of confidentiality.

Table 4 – Indigenous Production Funding French-language by Region (2010-11 to 2016-17)

French-language productions and versions are identified in this table. However, for reasons of confidentiality, years had to be combined.

Over seven years, there were 12 official language minority projects (productions produced in French outside of the province of Quebec) out of 67 French-language Indigenous productions or versions, or 18% CLOSM projects. The CLOSM share of budgets is \$10.8m or 21% of total budgets. This is nearly identical to the 17% of English-language OLMC productions, and 20% OLMC budgets.

Table 5 – Indigenous Production Funding Indigenous-languages by Region (2010-11 to 2016-17)

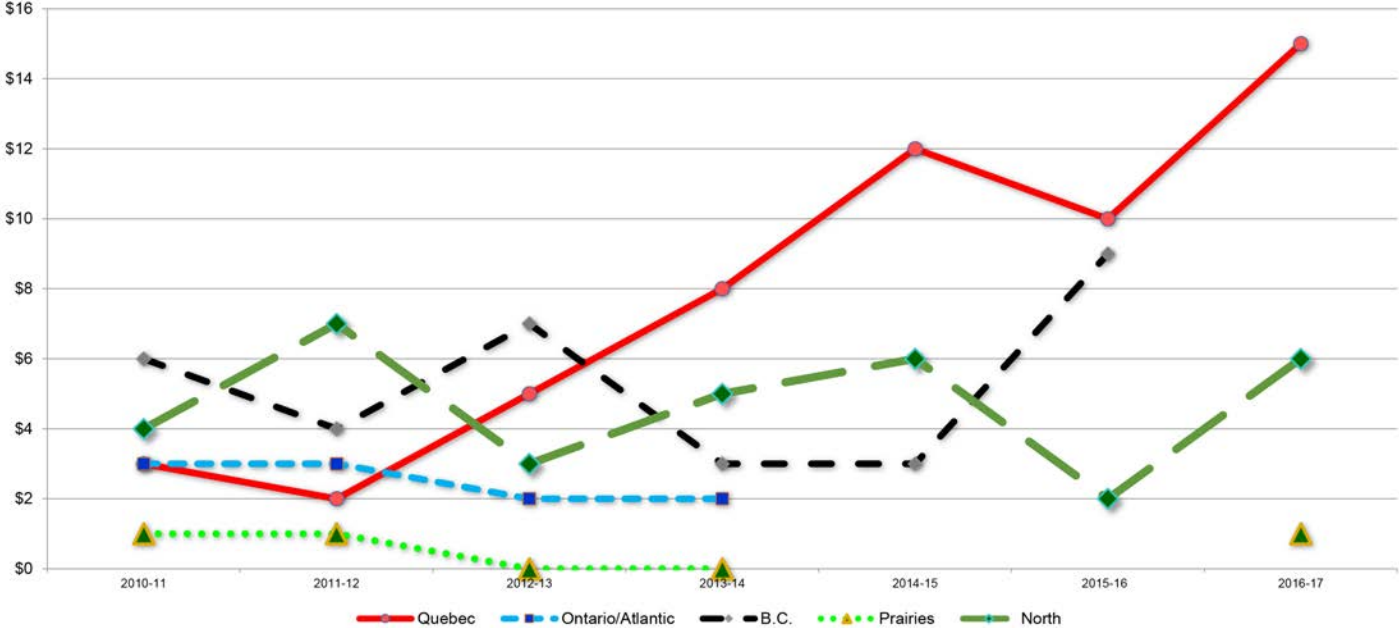
Indigenous-language productions and versions are in this table. Ontario and Atlantic regional information are combined for reasons of confidentiality. There have been 208 Indigenous-language productions or versions with total budgets of \$152m since 2010-11.

Quebec has the largest share of Indigenous-language production with 46 projects and \$55.1m budget. This is 36% of the total \$152m budget. The CMF has provided \$27m in funding, and the APTN \$11m. The total Quebec budget increased significantly over the last three years when “Mohawk Girls” was in production.

British Columbia was the next largest region. There were 47 productions and \$36.7m (24%) of the total budget. Prairies had 32 projects and \$23.8m (16%) Canadian Costs. The North had 52 projects and \$24.3m (16%) budget. “Other” (Ontario and Atlantic) had 23 projects and \$12.9m Can. Costs. These two regions represented 8.5% of the total budget.

Graph 4

**Indigenous Production Funding
Indigenous-languages by Region
2010-11 to 2016-17
(\$ millions)**



Source: Table 5.
Note: Incomplete lines mean N/A for reasons of confidentiality.

**Table 6 – Indigenous Production Funding by Language
(2010-11 to 2016-17)**

To gain better clarity into the languages of production, this table breaks down the languages of production and versions into those projects which were produced exclusively in English, French, or Indigenous languages. Other English or French projects were grouped where confidentiality is not an issue. Those groups are English/Indigenous and French/Other (English/French, French/Indigenous, and English/French/Indigenous) versions.

English-only productions amounted to 109 over seven years and a total budget of \$115.159m. This is 37% of the total budget. It is interesting to see that the APTN funding was \$35.8m, substantially higher than CMF’s \$26.3m.

French-only productions were 41 projects with a total budget of approximately \$32m. That is 10% of the total budget. There were 45 Indigenous-only projects. Their budget was about \$25m, or 8% of the total budget.

There were 48 Indigenous-only projects over seven years with a total budget of \$23.455m, or 8% of total Indigenous production. Interestingly, the total budgets of these productions have steadily grown over this period from \$1.508m to \$6.181m.

For those projects that were produced in English/Indigenous versions, there were 139 projects budgeted at \$117m. These were 38% of the total budgets. There were 28 French/Other productions and versions with nearly \$25m in budgets. This amounts to 7% of the total budgets.

Table 7 – Indigenous Production by Indigenous Languages (2010-11 to 2016-17)

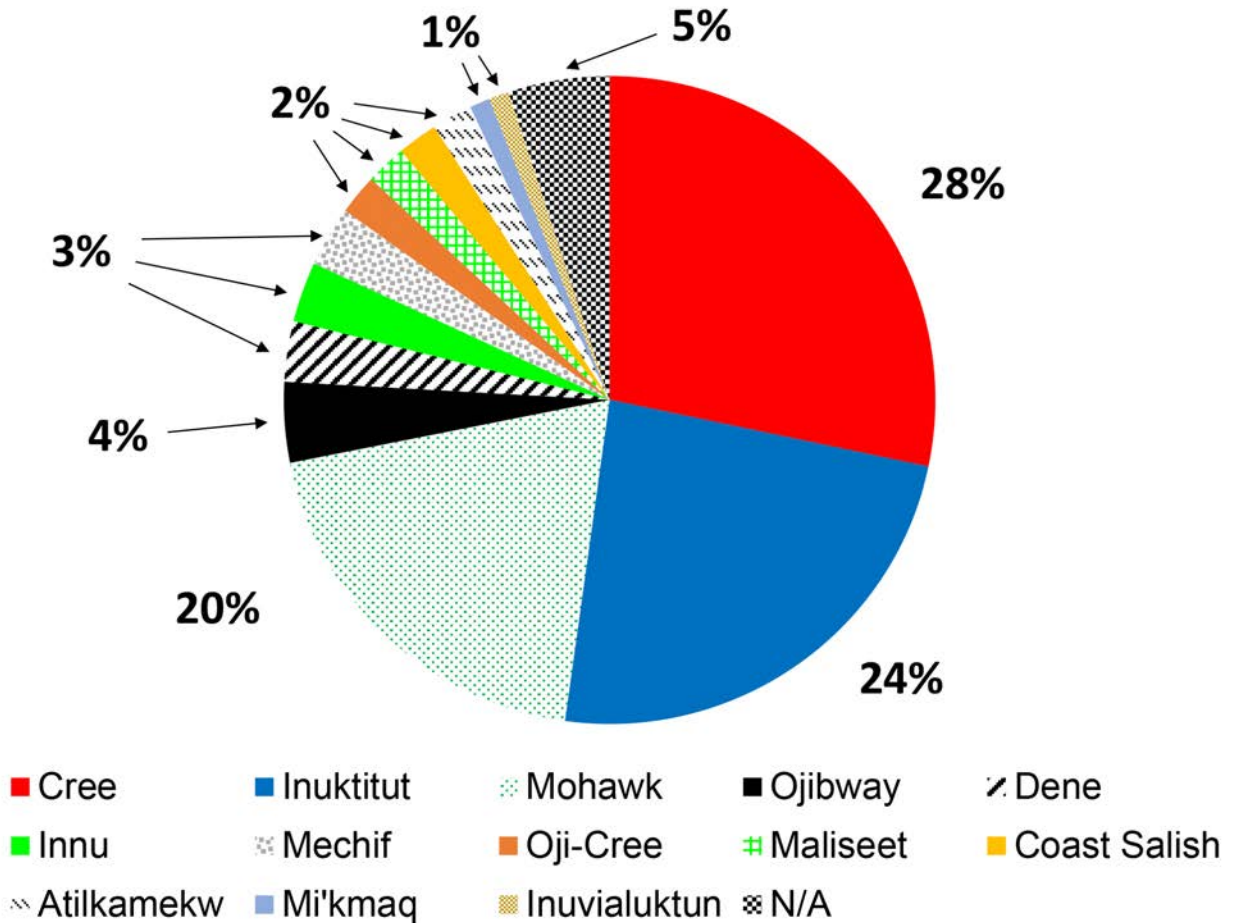
This table contains a breakdown of production by 29 individual Indigenous languages. We can see that the two most significant languages are Inuktitut and Cree, followed by Mohawk.

Inuktitut had the most productions (73) and hours of programming (462). The total production budget was \$37.9m. The average Inuktitut program had a budget of \$86,000/hr. Cree had the second most productions (52) and hours (265), but the highest budget at \$47.1m. The average Cree program cost \$177,000/hr.

There were 17 Mohawk projects totalling 74 hours with a budget of \$32.7m. The average Mohawk program cost \$442,000/hr. Following these languages were Ojibway, Dene, Innu, etc. Most languages had only one or two projects.

Graph 5

Percentage of Indigenous Production
by Indigenous Languages
2010-11 to 2016-17



Source: Table 7.

Table 8-14 – Indigenous Production by Indigenous Languages
(2010-11 to 2016-17)

These tables break down Indigenous-language production each year from 2010-11 to 2016-17. The production for each year largely follows the trends we see in Table 7. Inuktitut and Cree have the most productions in nearly every year. Details can be seen in these tables.

Table 15 – Comparison of Linguistic Minorities by OLMC, CLOSM and Indigenous Production (2010-11 to 2016-17)

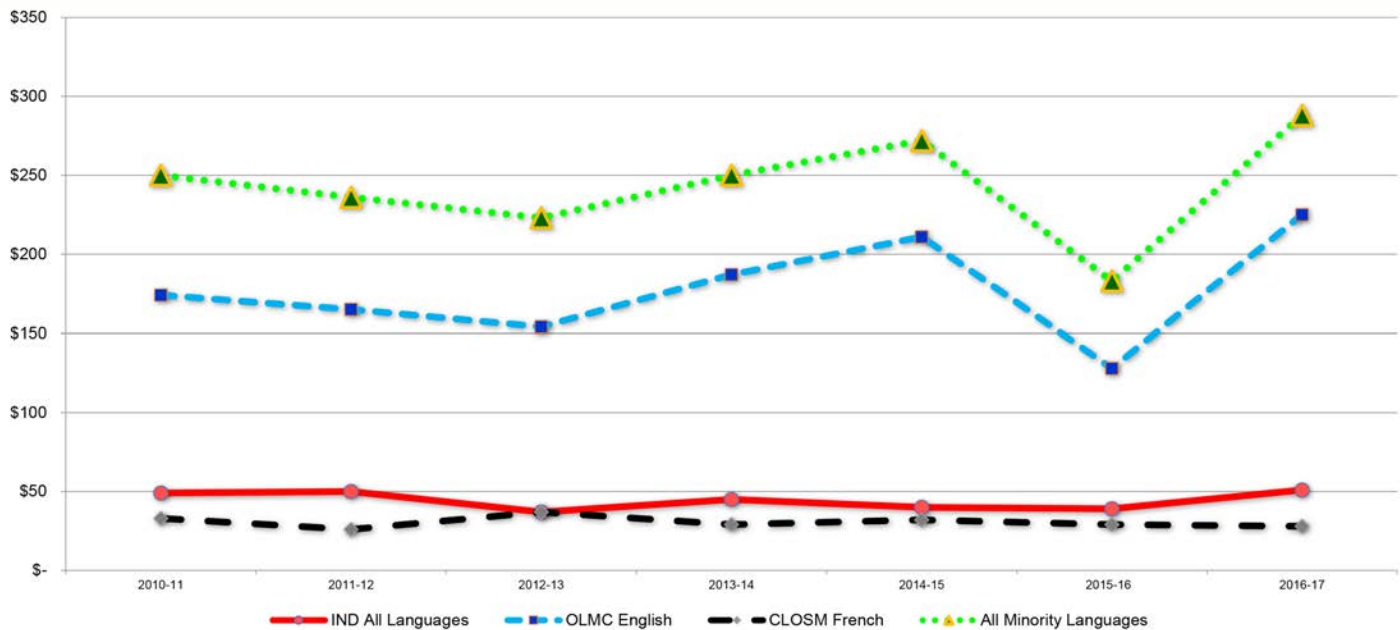
This table compares production for each linguistic minority over seven years, i.e. English in Quebec (OLMC), French outside Quebec (CLOSM), and Indigenous languages across Canada.

English OLMC production is the largest minority and averaged \$178m/yr, or 7% of total production (defined by the CPTC tax credit for all languages). Indigenous production averaged \$44m/yr which was 1.8% of total Canadian production. French CLOSM production is the smallest minority. It has averaged \$31m/yr, or 1.2% of total production.

Some Indigenous production was OLMC or CLOSM production as well. When we eliminated this overlap, total minority language production averaged \$243m/yr, or 9.7% of total Canadian production in all languages.

Graph 6

Comparison of Linguistic Minorities by OLMC, CLOSM and Indigenous Production 2010-11 to 2016-17 (\$ millions)



Source: Table 15.

Table 16 – Indigenous Production by Genre (2010-11 to 2016-17)

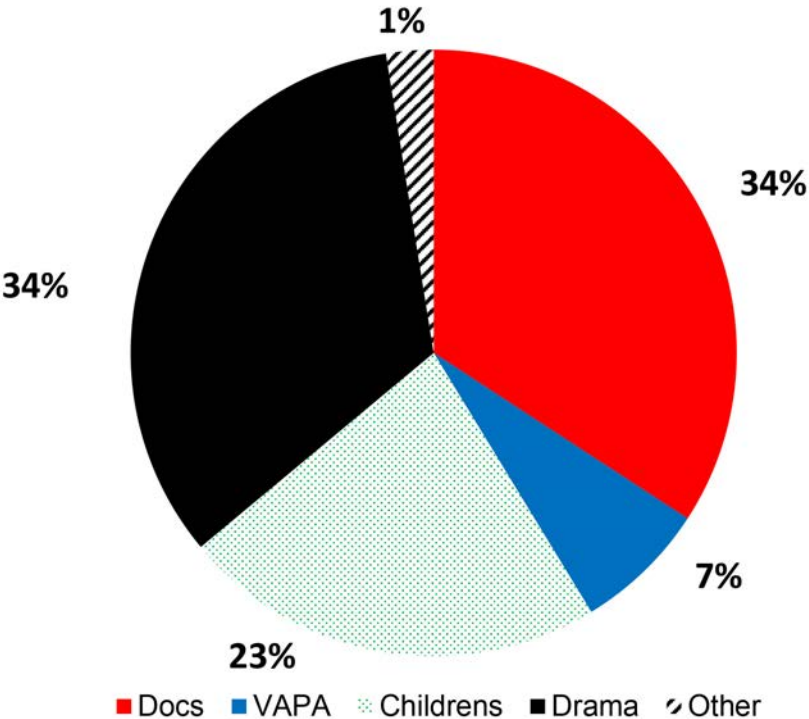
Documentaries are the most-produced Indigenous genre with 42% of total productions and 26% of total budgets. An average of 21 are produced each year, for an average budget of \$551,000 per project.

There are slightly more than 7 Indigenous drama projects per year. These have accounted for 15% of total projects and 32% of total budgets. The average drama budget is \$1.935m per project.

Kids' programming had 17% of projects and 19% of total budgets. These were an average 9 per year with an average budget of \$934,000 per project. Variety and Performing Arts programming (VAPA) has averaged 15% of projects and budgets. An average of 8 projects are produced each year with an average budget of \$861,000 per project. "Other" programs occupied 4% of total budgets and 12% of projects. Their average budgets were \$283,000 per project.

Graph 7

Percentage of Indigenous Production by Genre 2016-17



Source: Table 16.

Table 17 – Indigenous Production by Format (2010-11 to 2016-17)

This table provides information on formats and hours of production. On average, there are 346 hours per year of Indigenous programming with an average budget of \$128,000/hr. Most Indigenous programming is in series which represent 71% of projects, 79% of total budgets, and 91% of total hours of production.

The average one-off is two hours long and costs \$742,000 per project, or \$371,000/hr. One-off budgets are about 21% of total budgets. The average series is 9 hours long and costs \$919,000 per project. We can see that series are much cheaper at \$102,000/hr.

There was a significant shift in 2013-14 when one-off projects and budgets outpaced series, but that seems to have been an anomaly proving the rule. Series are cheaper to produce and remain the backbone of Indigenous production.

Table 18 – Canada Media Fund Aboriginal Program Television Funding (2010-11 to 2016-17)

This table breaks down all the funding sources for CMF's Aboriginal Program productions, and their total budgets. These CMF projects represent 268 Indigenous productions, or about 70% of the 383 projects identified in this Report. Therefore, this data is representative of the majority of Indigenous production, but not all of it.

Between 2010-11 and 2015-16, total budgets for Aboriginal Program productions have ranged from \$10m to \$13m per year. There was no significant growth. Then in 2016-17, there was a huge jump from \$11.718m to \$16.188m in total funding. This was the peak year by this calculation. However, Table 22 shows a different calculation.

Over the first six years, total CMF funding has remained at roughly 50% of these total budgets, or about \$5m to \$6m per year. In 2016-17, CMF funding increased by \$1.8m to \$7.863m, or 48% of the total.

Broadcaster funding has grown from 10% in 2010-11 to 17% of total budgets in 2015-16. This is a gradual increase from \$1m to \$2m over six years. Again, a huge jump from \$2.024m to \$3.101m in 2016-17, reaching 19% of total budgets.

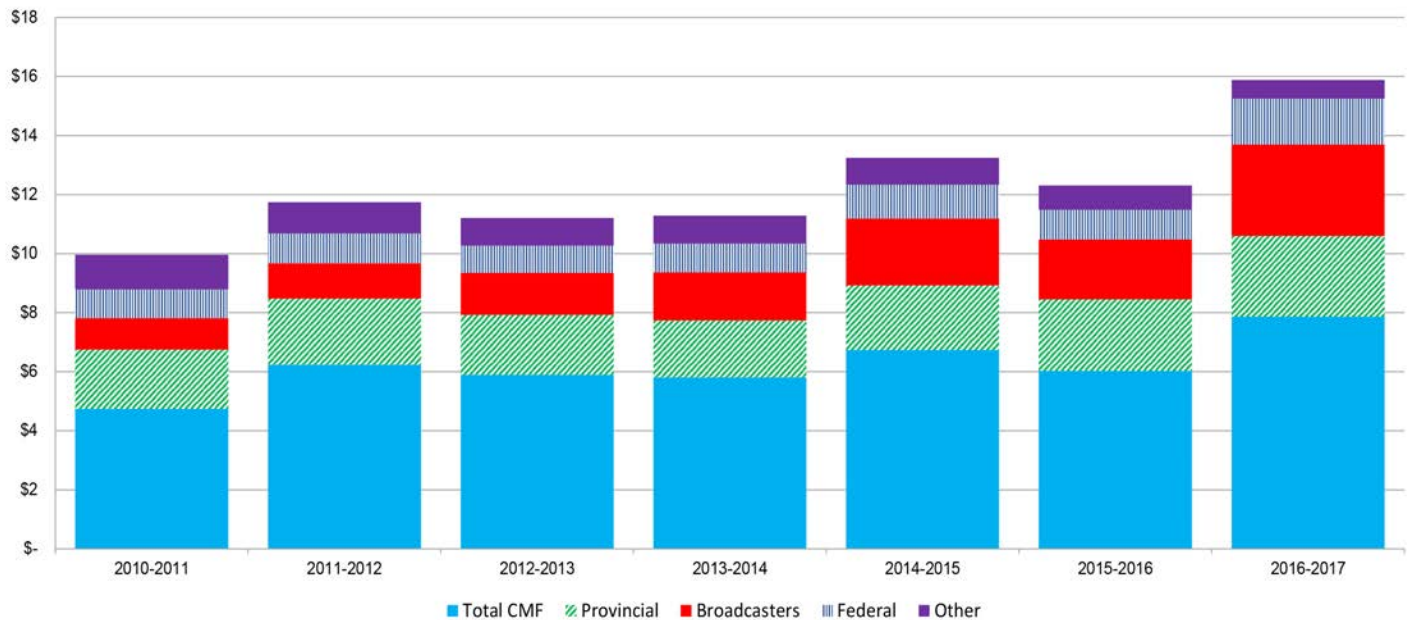
Federal and Provincial funding has grown from \$3m to \$4.3m. Most of this funding is in the tax credits, but some may be in grants. The Provincial share is about double the Federal share.

Domestic funding has been growing, but it is important to note that there is absolutely no foreign funding in these productions--zero over seven years. Canadian distributor funding has been declining from \$80,000 to \$59,000. This represents a decline from 1.2% of total budgets in 2010-11 to 0.4% in 2016-17. Producers and Private Funds have remained small at 5.5% in 2016-17.

Indigenous production is overwhelmingly dependent on public funding. With the exception of the APTN, which is supported by the CRTC mandatory carriage policy, there is no commercial market. Whether Indigenous production exists or not is a matter of public policy.

Graph 8

**Canada Media Fund Aboriginal Program
Television Funding
2010-11 to 2016-17
(\$ millions)**



Source: Table 18.

Note: Other includes “Private Funds”, “Producers”, “Distributors” as well as “Other” funding.

Table 19 – Canada Media Fund Aboriginal Program Digital Media Funding (2010-11 to 2016-17)

Unlike the CMF’s convergent funding which has been growing, its Digital Media funding has been in decline. In 2010-11, Digital Media budget was \$2.299m. CMF provided nearly half of that, or 44%. As Digital Media production funding has declined to \$1.089m in 2016-17, the CMF share has been growing to 70%.

Table 20 – Canada Media Fund Funding to Indigenous Producers (2010-11 to 2016-17)

This table breaks down all the funding sources for CMF's Aboriginal Program productions, and their total budgets. As we point out in Table 20, these CMF projects represent 268 Indigenous productions, or about 70% of the 383 projects identified in this Report. Therefore, this data is representative of the majority of Indigenous production, but not all of it.

We can see that Aboriginal Program funding is about 4% of CMF's total program budget. Including development funding, total CMF funding grew from \$13.645m in 2010-11 to \$16.654m in 2012-13 along with the CMF program budget. In 2013-14, the CMF budget fell, and so did its Aboriginal Program budget. Indigenous production dropped to \$11.259m. Since then, Indigenous production has been growing steadily despite the ups and downs of the CMF budget, hitting \$16.005m in 2016-17.

Through the CMF's Broadcast Performance Envelope, the key role of the APTN can be seen in this table as well, especially when compared to other broadcasters. Including development, the APTN has spent a total of \$40.407m, or 39% of the CMF's total seven year funding. Other broadcasters spent \$2.382m or about 2% of the CMF total.

Appendix 1 – Indigenous Projects Listed by Title (2010-11 to 2016-17)

This appendix lists titles alphabetically. We also see the production company, year, and region for each title.

Appendix 2 – Indigenous Projects Listed by Province or Territory and Year (2010-11 to 2016-17)

Appendix 3 identifies the titles and production companies by region and year. Each province or territory is listed by number of productions. Quebec is first with 94 projects, followed by B.C. with 64, then Manitoba with 61, Nunavut with 50, Ontario with 33, Alberta 20, Saskatchewan 14, Nova Scotia 10, NWT (NT) 4, NL 4, New Brunswick 3, and Yukon 2.

Tables



TABLE 1
Indigenous Production
All Languages by Region
2010-11 to 2016-17
(\$ thousands)

Year	QC			ON			BC			PR		
	Proj.	Can. Cost	%	Proj.	Can. Cost	%	Proj.	Can. Cost	%	Proj.	Can. Cost	%
2010-11*	15	\$12,056	25	6	\$4,553	9	11	\$6,706	14	19	\$20,100	41
2011-12	14	7,251	14	7	4,875	10	9	9,828	20	17	21,107	42
2012-13	13	8,509	23	7	5,796	16	15	7,919	21	11	10,266	28
2013-14	12	12,017	27	4	5,776	13	4	3,225	7	12	16,329	37
2014-15	13	13,963	35	N/A	N/A	8	8	7,042	18	6	8,601	22
2015-16	10	11,939	30	N/A	N/A	13	11	9,398	24	11	9,245	24
2016-17	17	18,688	37	N/A	N/A	7	5	7,537	15	19	14,465	28

Year	AT			NO			Total		
	Proj.	Can. Cost	%	Proj.	Can. Cost	%	Proj.	Can. Cost	%
2010-11*	3	\$1,485	3	7	\$3,677	8	61	\$48,577	100
2011-12	3	1,047	2	11	6,131	12	61	50,240	100
2012-13	3	1,059	3	7	3,583	10	56	37,132	100
2013-14	3	2,069	5	8	5,155	12	43	44,572	100
2014-15	N/A	N/A	4	10	5,300	13	42	39,727	100
2015-16	N/A	N/A	3	4	2,481	6	41	39,311	100
2016-17	N/A	N/A	<1	9	6,287	12	54	50,855	100

Sources: CMF, APTN

Notes: Data identifies number of projects (video, film, and digital productions), Canadian cost (budget), and percentage of total cost (total budget) for each region and Canada. Regions are Quebec, Ontario, B.C., Prairies, Atlantic, and North (Yukon, NWT, and Nunavut).

"All languages" means both original production and/or versions in English, French, and Aboriginal languages.

Regardless of language, financial data applies to one project only.

"Canadian cost" is the total production budget from all sources. Since we found no Indigenous productions received funding from outside Canada, "Can. Cost" means the total budget of each production. Due to privacy policies in some institutions, not all budget information is available. N/A means not available for reasons of confidentiality.

When a discrepancy exists between sources on the location of a production, "region" is based on the location of the production office, not the administrative office, if different.

APTN data is based on their annual "Commitments Licensing Reports" and CMF data is based on their "Aboriginal Program".

APTN fiscal year is August 31, and CMF fiscal year is March 31. Information from their annual reports has been adjusted to harmonize this data.

* CMF digital budget information is unavailable for 2010-11

TABLE 2
Indigenous Production Funding
All Languages by Region
2010-11 to 2016-17
(\$ thousands)

Year	QC						ON					
	Proj.	CMF Fund.	APTN Fund.	Other	Can. Cost	%	Proj.	CMF Fund.	APTN Fund.	Other	Can. Cost	%
2010-11*	15	\$4,199	\$1,954	\$5,903	\$12,056	25	6	\$725	\$1,234	\$2,594	\$4,553	9
2011-12	14	2,903	1,854	2,494	7,251	14	7	849	999	3,027	4,875	10
2012-13	13	2,179	3,972	2,358	8,509	23	7	1,688	1,203	2,905	5,796	16
2013-14	12	4,559	2,695	4,763	12,017	27	4	446	804	4,526	5,776	13
2014-15	13	5,745	3,950	4,268	13,963	35	N/A	N/A	N/A	N/A	N/A	8
2015-16	10	3,974	3,784	4,181	11,939	30	N/A	N/A	N/A	N/A	N/A	13
2016-17	17	7,023	4,446	7,219	18,688	37	N/A	N/A	N/A	N/A	N/A	7

Year	BC						PR					
	Proj.	CMF Fund.	APTN Fund.	Other	Can. Cost	%	Proj.	CMF Fund.	APTN Fund.	Other	Can. Cost	%
2010-11*	11	\$3,861	\$1,323	\$1,522	\$6,706	14	19	\$4,608	\$6,259	\$9,233	\$20,100	41
2011-12	9	4,578	2,554	2,696	9,828	20	17	6,420	7,051	7,636	21,107	42
2012-13	15	3,334	1,600	2,985	7,919	21	11	3,581	3,279	3,406	10,266	28
2013-14	4	1,518	508	1,199	3,225	7	12	5,609	5,122	5,598	16,329	37
2014-15	8	3,165	1,276	2,601	7,042	18	6	2,294	3,234	3,073	8,601	22
2015-16	11	4,550	2,059	2,789	9,398	24	11	1,792	2,305	5,148	9,245	24
2016-17	5	1,448	1,391	4,698	7,537	15	19	5,449	3,367	5,649	14,465	28

Year	AT						NO					
	Proj.	CMF Fund.	APTN Fund.	Other	Can. Cost	%	Proj.	CMF Fund.	APTN Fund.	Other	Can. Cost	%
2010-11*	3	\$529	\$346	\$610	\$1,485	3	7	\$491	\$569	\$2,617	\$3,677	8
2011-12	3	326	310	411	1,047	2	11	1,855	720	3,556	6,131	12
2012-13	3	265	397	397	1,059	3	7	830	499	2,254	3,583	10
2013-14	3	760	587	722	2,069	5	8	1,786	552	2,817	5,155	12
2014-15	N/A	N/A	N/A	N/A	N/A	4	10	1,560	514	3,226	5,300	13
2015-16	N/A	N/A	N/A	N/A	N/A	3	4	665	417	1,399	2,481	6
2016-17	N/A	N/A	N/A	N/A	N/A	<1	9	1,811	853	3,623	6,287	12

TABLE 2 CONTINUED

Year	Proj.	Total				Can. Cost	%
		CMF Fund.	APTN Fund.	Other			
2010-11*	61	\$14,413	\$11,685	\$22,479	\$48,577	100	
2011-12	61	16,930	13,489	19,821	50,240	100	
2012-13	56	13,670	9,148	14,314	37,132	100	
2013-14	43	14,679	10,269	19,624	44,572	100	
2014-15	42	14,489	10,640	14,598	39,727	100	
2015-16	41	12,191	10,263	16,857	39,311	100	
2016-17	54	16,356	10,473	24,026	50,855	100	

Sources: CMF, APTN

Notes: Data identifies number of projects (video, film, and digital productions), Canadian cost (budget), and percentage of total cost (total budget) for each region and Canada.

Regions are Quebec, Ontario, B.C., Prairies, Atlantic, and North (Yukon, NWT, and Nunavut).

"All languages" means both original production and/or versions in English, French, and Aboriginal languages.

Regardless of language, financial data applies to one project only.

"Canadian cost" is the total production budget from all sources. Since we found no Indigenous productions received funding from outside Canada, "Can. Cost" means the total budget of each production. Due to privacy policies in some institutions, not all budget information is available.

N/A means not available for reasons of confidentiality.

When a discrepancy exists between sources on the location of a production, "region" is based on the location of the production office, not the administrative office, if different.

APTN data is based on their annual "Commitments Licensing Reports" and CMF data is based on their "Aboriginal Program".

APTN fiscal year is August 31, and CMF fiscal year is March 31. Information from their annual reports has been adjusted to harmonize this data.

"CMF Fund." and "APTN Fund." means all funding from those sources, and "Other" means all other funding.

* CMF digital budget information is unavailable for 2010-11

TABLE 3
Indigenous Production Funding
English-language by Region

2010-11 to 2016-17

(\$ thousands)

Year	QC						ON					
	Proj.	CMF Fund.	APTN Fund.	Other	Can. Cost	%	Proj.	CMF Fund.	APTN Fund.	Other	Can. Cost	%
2010-11*	5	\$1,379	\$308	\$1,992	\$3,679	10	6	\$725	\$1,234	\$2,594	\$4,553	12
2011-12	4	626	170	691	1,487	4	7	849	999	3,027	4,875	12
2012-13	6	2,643	587	1,198	4,428	15	7	1,688	1,203	2,905	5,796	19
2013-14	5	2,850	1,090	3,040	6,980	20	4	446	804	4,526	5,776	16
2014-15	9	4,760	2,567	3,355	10,682	33	3	1,416	1,025	811	3,252	10
2015-16	5	2,748	2,988	3,020	8,756	31	3	996	1,238	2,932	5,166	18
2016-17	8	5,697	2,195	5,277	13,169	35	3	626	365	2,660	3,651	10

Year	BC						PR					
	Proj.	CMF Fund.	APTN Fund.	Other	Can. Cost	%	Proj.	CMF Fund.	APTN Fund.	Other	Can. Cost	%
2010-11*	11	\$3,861	\$1,323	\$1,522	\$6,706	17	19	\$4,608	\$6,259	\$9,233	\$20,100	52
2011-12	9	4,578	2,554	2,696	9,828	24	17	6,420	7,051	7,636	21,107	51
2012-13	13	3,334	1,508	3,069	7,911	26	11	3,581	3,279	3,406	10,266	34
2013-14	4	1,518	508	1,199	3,225	9	12	5,609	5,122	5,598	16,329	46
2014-15	8	3,165	1,276	2,601	7,042	22	5	2,294	3,194	3,072	8,560	26
2015-16	10	3,700	2,059	1,439	7,198	25	9	1,242	2,133	4,126	7,501	26
2016-17	5	1,448	1,391	4,698	7,537	20	17	4,371	2,805	4,268	11,444	30

Year	AT						NO					
	Proj.	CMF Fund.	APTN Fund.	Other	Can. Cost	%	Proj.	CMF Fund.	APTN Fund.	Other	Can. Cost	%
2010-11*	3	\$529	\$346	\$610	\$1,485	4	5	\$0	\$494	\$1,579	\$2,073	5
2011-12	3	326	310	411	1,047	3	7	521	576	1,770	2,867	7
2012-13	N/A	N/A	N/A	N/A	N/A	3	N/A	N/A	N/A	N/A	N/A	3
2013-14	N/A	N/A	N/A	N/A	N/A	5	N/A	N/A	N/A	N/A	N/A	4
2014-15	N/A	N/A	N/A	N/A	N/A	4	N/A	N/A	N/A	N/A	N/A	5
2015-16	N/A	N/A	N/A	N/A	N/A	<1	N/A	N/A	N/A	N/A	N/A	<1
2016-17	N/A	N/A	N/A	N/A	N/A	<1	N/A	N/A	N/A	N/A	N/A	5

TABLE 3 CONTINUED

Year	Proj.	Total			Can. Cost	%
		CMF Fund.	APTN Fund.	Other		
2010-11*	50	\$11,102	\$9,963	\$17,530	38,595	100
2011-12	47	13,319	11,660	16,233	41,212	100
2012-13	42	11,642	7,116	11,502	30,260	100
2013-14	29	11,640	8,282	15,516	35,438	100
2014-15	30	11,945	8,801	11,649	32,395	100
2015-16	27	8,685	8,418	11,518	28,621	100
2016-17	36	12,703	7,230	17,789	37,722	100

Sources: CMF, APTN

Notes: Data identifies number of projects (video, film, and digital productions), Canadian cost (budget), and percentage of total cost (total budget) for each region and Canada.

Regions are Quebec, Ontario, B.C., Prairies, Atlantic, and North (Yukon, NWT, and Nunavut).

"All languages" means both original production and/or versions in English, French, and Aboriginal languages.

Regardless of language, financial data applies to one project only.

"Canadian cost" is the total production budget from all sources. Since we found no Indigenous productions received funding from outside Canada, "Can. Cost" means the total budget of each production. Due to privacy policies in some institutions, not all budget information is available.

N/A means not available for reasons of confidentiality.

When a discrepancy exists between sources on the location of a production, "region" is based on the location of the production office, not the administrative office, if different.

APTN data is based on their annual "Commitments Licensing Reports" and CMF data is based on their "Aboriginal Program".

APTN fiscal year is August 31, and CMF fiscal year is March 31. Information from their annual reports has been adjusted to harmonize this data.

"CMF Fund." and "APTN Fund." means all funding from those sources, and "Other" means all other funding.

* CMF digital budget information is unavailable for 2010-11

TABLE 4
Indigenous Production Funding
French-language by Region
2010-11 to 2016-17
(\$ thousands)

Year	QC						CLOSM					
	Proj.	CMF Fund.	APTN Fund.	Other	Can. Cost	%	Proj.	CMF Fund.	APTN Fund.	Other	Can. Cost	%
2010-13	27	\$6,494	\$5,021	\$6,645	\$18,160	87	4	\$1,395	\$532	\$834	\$2,761	13
2013-17	28	7,652	7,355	8,217	23,224	71	8	2,768	1,579	3,697	8,044	29

Year	Total					
	Proj.	CMF Fund.	APTN Fund.	Other	Can Cost	%
2010-13	31	\$7,889	\$5,424	\$7,607	\$20,920	100
2013-17	36	10,380	9,167	13,056	32,603	100

Sources: CMF, APTN

Notes: For reasons of confidentiality, years are combined.

"French" means original productions and/or versions in French. Regardless of language, financial data applies to one project only.

Data identifies number of projects (video, film, and digital productions), Canadian cost (budget), and percentage of total cost (total budget) for each region and Canada.

Regions are Quebec, Ontario, B.C., Prairies, Atlantic, and North (Yukon, NWT, and Nunavut).

"Canadian cost" is the total production budget from all sources. Since we found no Indigenous productions received funding from outside Canada, "Can. Cost" means the total budget of each production. Due to privacy policies in some institutions, not all budget information is available.

When a discrepancy exists between sources on the location of a production, "region" is based on the location of the production office, not the administrative office, if different.

APTN data is based on their annual "Commitments Licensing Reports" and CMF data is based on their "Aboriginal Program". APTN fiscal year is August 31, and CMF fiscal year is March 31. Information from their annual reports has been adjusted to harmonize this data.

"CMF Fund." and "APTN Fund." means all funding from those sources, and "Other" means all other funding.

* CMF digital budget information is unavailable for 2010-11

TABLE 5
Indigenous Production Funding
Indigenous-languages by Region
2010-11 to 2016-17
(\$ thousands)

Year	QC						BC					
	Proj.	CMF Fund.	APTN Fund	Other	Can. Cost	%	Proj.	CMF Fund.	APTN Fund	Other	Can. Cost	%
2010-11*	5	\$1,130	\$249	\$1,206	\$2,585	14	8	\$3,570	\$1,053	\$1,333	\$5,956	32
2011-12	4	1,278	162	991	2,431	11	5	1,807	220	1,630	3,657	16
2012-13	8	2,790	664	1,437	4,891	25	13	3,233	1,264	2,795	7,292	37
2013-14	7	3,535	1,393	3,075	8,003	37	4	1,518	508	1,199	3,225	15
2014-15	10	5,293	2,690	3,624	11,607	51	5	1,904	685	910	3,499	15
2015-16	9	3,805	2,792	3,792	10,389	44	9	4,410	1,749	2,963	9,122	39
2016-17	9	6,449	2,978	5,878	15,305	48	N/A	N/A	N/A	N/A	N/A	13

Year	PR						NO					
	Proj.	CMF Fund.	APTN Fund.	Other	Can. Cost	%	Proj.	CMF Fund.	APTN Fund.	Other	Cn. Cost	%
2010-11*	5	\$1,437	\$829	\$1,649	\$3,915	21	7	\$491	\$569	\$2,617	\$3,677	20
2011-12	7	2,426	850	3,235	6,511	29	9	1,855	616	4,203	6,674	30
2012-13	4	1,265	368	740	2,373	12	7	830	490	1,803	3,123	16
2013-14	6	1,698	441	1,026	3,165	15	8	1,786	552	3,019	5,357	25
2014-15	N/A	N/A	N/A	N/A	N/A	3	9	1,560	512	3,511	5,583	25
2015-16	N/A	N/A	N/A	N/A	N/A	5	4	665	417	1,399	2,481	11
2016-17	6	2,562	1,184	2,048	5,794	18	8	1,811	853	3,623	6,287	20

TABLE 5 CONTINUED

Year	OTHER						Total					
	Proj.	CMF Fund.	APTN Fund.	Other	Can. Cost	%	Proj.	CMF Fund.	APTN Fund.	Other	Can. Cost	%
2010-11*	4	\$908	\$825	\$923	\$2,656	14	29	\$7,535	\$3,525	\$7,729	\$18,789	100
2011-12	6	991	899	1,290	3,180	14	31	8,357	2,747	11,349	22,453	100
2012-13	4	1,066	399	434	1,899	10	36	9,185	3,186	7,207	19,578	100
2013-14	3	791	431	728	1,950	9	28	9,328	3,326	9,046	21,700	100
2014-15	N/A	N/A	N/A	N/A	N/A	10	28	10,195	4,596	7,905	22,696	100
2015-16	N/A	N/A	N/A	N/A	N/A	1	24	9,340	5,144	8,876	23,360	100
2016-17	N/A	N/A	N/A	N/A	N/A	5	28	12,270	6,333	12,997	31,600	100

Sources: CMF, APTN

Notes: Regions are Quebec, Ontario, B.C., Prairies, Atlantic, and North (Yukon, NWT, and Nunavut).

N/A means not available for reasons of confidentiality. "Other" includes Ontario and Atlantic regions.

"Indigenous" means original productions and/or versions in aboriginal languages. Regardless of language, financial data applies to one project only.

Data identifies number of projects (video, film, and digital productions), Canadian cost (budget), and percentage of total cost (total budget) for each region and Canada.

"Canadian cost" is the total production budget from all sources. Since we found no Indigenous productions received funding from outside Canada, "Can. Cost" means the total budget of each production. Due to privacy policies in some institutions, not all budget information is available.

When a discrepancy exists between sources on the location of a production, "region" is based on the location of the production office, not the administrative office, if different.

APTN data is based on their annual "Commitments Licensing Reports" and CMF data is based on their "Aboriginal Program". APTN fiscal year is August 31, and CMF fiscal year is March 31. Information from their annual reports has been adjusted to harmonize this data.

"CMF Fund." and "APTN Fund." means all funding from those sources, and "Other" means all other funding.

* CMF digital budget information is unavailable for 2010-11

TABLE 6
Indigenous Production Funding
by Language
2010-11 to 2016-17
(\$ thousands)

Year	English Only					French Only				
	Proj.	CMF Fund.	APT N Fund.	Can. Cost	%	Proj.	CMF Fund.	APT N Fund.	Can. Cost	%
2010-11*	24	\$4,230	\$6,570	\$22,286	46	8	\$2,420	\$1,591	\$7,502	15
2011-12	20	6,319	8,683	22,192	44	9	1,624	1,684	4,821	10
2012-13	14	3,303	4,362	13,476	36	5	1,182	1,515	3,617	10
2013-14	10	4,327	5,641	19,059	43	4	875	1,301	2,925	7
2014-15	10	3,843	4,744	13,918	35	N/A	N/A	N/A	N/A	9
2015-16	13	1,918	3,547	11,801	30	4	934	1,572	4,149	11
2016-17	19	2,336	2,286	12,849	25	7	1,124	1,639	5,054	10

Year	Indigenous Only					English/Indigenous				
	Proj.	CMF Fund.	APT N Fund.	Can. Cost	%	Proj.	CMF Fund.	APT N Fund.	Can. Cost	%
2010-11*	N/A	N/A	N/A	N/A	3	24	\$6,142	\$3,316	\$15,124	31
2011-12	3	652	144	1,747	3	26	7,501	2,591	18,720	37
2012-13	7	700	407	3,034	8	27	7,788	2,749	15,944	43
2013-14	8	1,330	434	4,409	10	15	5,614	2,398	12,575	28
2014-15	5	0	416	1,993	5	21	9,184	3,938	19,447	49
2015-16	8	1,910	521	6,016	15	11	5,919	3,346	13,503	34
2016-17	9	1,777	842	6,181	12	15	9,178	4,364	21,445	42

TABLE 6 CONTINUED

Year	French/Other					Total				
	Proj.	CMF Fund.	APTN Fund.	Can. Cost	%	Proj.	CMF Fund.	APTN Fund.	Can. Cost	%
2010-11*	3	\$1,131	\$134	\$2,060	4	61	\$14,413	\$11,685	\$48,577	100
2011-12	3	834	387	2,761	5	61	16,930	13,489	50,240	100
2012-13	3	698	114	1,060	3	56	13,670	9,148	37,132	100
2013-14	6	2,534	495	5,604	13	43	14,679	10,269	44,572	100
2014-15	N/A	N/A	N/A	N/A	5	42	14,489	10,640	39,727	100
2015-16	5	1,511	1,277	3,841	10	41	12,191	10,263	39,311	100
2016-17	4	2,641	1,341	5,325	10	54	16,356	10,473	50,855	100

Sources: CMF, APTN

Notes: Productions available only in English, French, or Indigenous languages, and in English and Indigenous versions, or French and other languages.
 Each category is mutually exclusive, with no project overlap.
 Regions are Quebec, Ontario, B.C., Prairies, Atlantic, and North (Yukon, NWT, and Nunavut).
 N/A means not available for reasons of confidentiality.
 French/Other includes French/Indigenous, French/English, and English/French/Indigenous.
 Regardless of language, financial data applies to one project only.
 Data identifies number of projects (video, film, and digital productions), Canadian cost (budget), and percentage of total cost (total budget) for each region and Canada.
 "Canadian cost" is the total production budget from all sources. Since we found no Indigenous productions received funding from outside Canada, "Can. Cost" means the total budget of each production. Due to privacy policies in some institutions, not all budget information is available.
 When a discrepancy exists between sources on the location of a production, "region" is based on the location of the production office, not the administrative office, if different.
 APTN data is based on their annual "Commitments Licensing Reports" and CMF data is based on their "Aboriginal Program".
 APTN fiscal year is August 31, and CMF fiscal year is March 31. Information from their annual reports has been adjusted to harmonize this data.
 "CMF Fund." and "APTN Fund." means all funding from those sources, and "Other" means all other funding.
 * CMF digital budget information is unavailable for 2010-11

TABLE 7
Indigenous Production
by Indigenous Languages
2010-11 to 2016-17
(\$ thousands)

IND. Lang.	Projects	Hours	Can. Cost	%
Cree	52	264.75	\$47,068	28
Inuktitut	73	461.9	39,706	24
Mohawk	17	73.5	32,714	20
Ojibway	7	50	5,904	4
Dene	6	45	4,942	3
Innu	4	22.75	4,836	3
Mechif	7	23	4,228	3
Oji-Cree	6	35.5	3,699	2
Maliseet	4	20.5	3,160	2
Coast Salish	3	19.5	3,063	2
Atilkamekw	3	19.5	2,829	2
Mi'kmaq	4	20.5	2,187	1
Inuvialuktun	4	16	1,081	1
Algonquin	1	6.5	N/A	N/A
Blackfoot	1	1	N/A	N/A
Chipewyan	1	1	N/A	N/A
Dakota	1	6.5	N/A	N/A
Haida	2	2.5	N/A	N/A
Hul'quimi'num	1	6.5	N/A	N/A
Kwak'wala	1	1	N/A	N/A
Salish	1	6.5	N/A	N/A
Sami	1	0.15	N/A	N/A
Saulteaux	1	1	N/A	N/A
Stl'atl'mx	1	6.5	N/A	N/A
Syilx	2	13	N/A	N/A
Tahltan	1	1	N/A	N/A
Tsilhoqot'in	1	1	N/A	N/A
Wendate	1	1	N/A	N/A
Linguistic Mix	2	0.5	N/A	N/A
Total	209	1,128.1	167,042	100

Sources: CMF, APTN

Notes: Project numbers and Can. Cost numbers may not match the Indigenous Language tables as some projects are produced in multiple Indigenous languages. As such, their numbers will count toward each language in this table. N/A means not available for reasons of confidentiality

"Can. Cost" is total production budget from all sources Due to privacy policies in some institutions, not all budget information is available.

APTN data is based on their annual "Commitments Licensing Reports" and CMF data is based on their "Aboriginal Program". APTN fiscal year is August 31, and CMF fiscal year is March 31. Information from organization annual reports has been adjusted to harmonize the report information.

Data identifies number of projects (video and digital productions), the totals for all project budgets, and the number of hours of content produced, and percentage of total cost (total budget) for each region and Canada.

TABLE 8
Indigenous Production
by Indigenous Languages
2010-11
(\$ thousands)

IND. Lang.	Projects	Hours	Can. Cost	%
Inuktitut	10	70.5	\$5,875	35
Cree	8	41	5,492	33
Mohawk	2	6.5	N/A	N/A
Chipewyan	1	1	N/A	N/A
Coast Salish	1	6.5	N/A	N/A
Dene	1	13	N/A	N/A
Innu	1	6.5	N/A	N/A
Inuvialuktun	1	13	N/A	N/A
Mailseet	1	6.5	N/A	N/A
Mi'kmaq	1	6.5	N/A	N/A
Oji-Cree	1	6.5	N/A	N/A
Ojibway	1	13	N/A	N/A
Tsilhoqot'in	1	1	N/A	N/A
Total	20	121	\$16,798	100

Sources: CMF, APTN

Notes: Project numbers and Can. Cost numbers may not match the Indigenous Language tables as some projects are produced in multiple Indigenous languages. As such, their numbers will count toward each language in this table.

N/A means not available for reasons of confidentiality

"Can. Cost" is total production budget from all sources. Due to privacy policies in some institutions, not all budget information is available.

APTN data is based on their annual "Commitments Licensing Reports" and CMF data is based on their "Aboriginal Program".

APTN fiscal year is August 31, and CMF fiscal year is March 31. Information from organization annual reports has been adjusted to harmonize the report information.

Data identifies number of projects (video and digital productions), the totals for all project budgets, and the number of hours of content produced, and percentage of total cost (total budget) for each region and Canada.

TABLE 9
Indigenous Production
by Indigenous Languages
2011-12
(\$ thousands)

IND. Lang.	Projects	Hours	Can. Cost	%
Cree	11	44.25	\$10,011	37
Inuktitut	12	81.25	7,656	29
Maliseet	2	7.5	N/A	N/A
Mechif	1	1	N/A	N/A
Mi'kmaq	1	1	N/A	N/A
Mohawk	2	6.5	N/A	N/A
Oji Cree	2	13	N/A	N/A
Ojibway	2	19.5	N/A	N/A
Total	33	174	\$26,809	100

Sources: CMF, APTN

Notes: Project numbers and Can. Cost numbers may not match the Indigenous Language tables as some projects are produced in multiple Indigenous languages. As such, their numbers will count toward each language in this table.

N/A means not available for reasons of confidentiality

"Can. Cost" is total production budget from all sources Due to privacy policies in some institutions, not all budget information is available.

APTN data is based on their annual "Commitments Licensing Reports" and CMF data is based on their "Aboriginal Program". APTN fiscal year is August 31, and CMF fiscal year is March 31. Information from organization annual reports has been adjusted to harmonize the report information.

Data identifies number of projects (video and digital productions), the totals for all project budgets, and the number of hours of content produced, and percentage of total cost (total budget) for each region and Canada.

TABLE 10
Indigenous Production
by Indigenous Languages
2012-13
(\$ thousands)

IND. Lang.	Projects	Hours	Can. Cost	%
Cree	9	45	\$6,571	34
Inuktitut	13	61.5	3,588	18
Mohawk	4	20.5	2,483	13
Algonquin	1	6.5	N/A	N/A
Blackfoot	1	1	N/A	N/A
Coast Salish	1	6.5	N/A	N/A
Kwak'wala	1	1	N/A	N/A
Michif	1	3	N/A	N/A
Oji-Cree	1	6.5	N/A	N/A
Ojibway	1	6.5	N/A	N/A
Syilx	1	6.5	N/A	N/A
Tahltan	1	1	N/A	N/A
Wendate	1	1	N/A	N/A
Total	36	166.5	\$19,577	100

Sources: CMF, APTN

Notes: Project numbers and Can. Cost numbers may not match the Indigenous Language tables as some projects are produced in multiple Indigenous languages. As such, their numbers will count toward each language in this table.

N/A means not available for reasons of confidentiality

"Can. Cost" is total production budget from all sources Due to privacy policies in some institutions, not all budget information is available.

APTN data is based on their annual "Commitments Licensing Reports" and CMF data is based on their "Aboriginal Program".

APTN fiscal year is August 31, and CMF fiscal year is March 31. Information from organization annual reports has been adjusted to harmonize the report information.

Data identifies number of projects (video and digital productions), the totals for all project budgets, and the number of hours of content produced, and percentage of total cost (total budget) for each region and Canada.

TABLE 11
Indigenous Production
by Indigenous Languages
2013-14
(\$ thousands)

IND. Lang.	Projects	Hours	Can. Cost	%
Inuktitut	9	53.5	\$5,245	24
Mohawk	3	10.5	5,172	24
Cree	4	18	2,985	14
Oji-Cree	2	9.5	N/A	N/A
Atilkamekw	1	6.5	N/A	N/A
Dakota	1	6.5	N/A	N/A
Dene	1	6	N/A	N/A
Innu	1	6.5	N/A	N/A
Mi'kmaq	1	6.5	N/A	N/A
Michif	1	6.5	N/A	N/A
Salish	1	6.5	N/A	N/A
Saulteaux	1	1	N/A	N/A
Linguistic Mix	2	0.5	N/A	N/A
Total	28	138	\$21,700	100

Sources: CMF, APTN

Notes: Project numbers and Can. Cost numbers may not match the Indigenous Language tables as some projects are produced in multiple Indigenous languages. As such, their numbers will count toward each language in this table.

N/A means not available for reasons of confidentiality

"Can. Cost" is total production budget from all sources Due to privacy policies in some institutions, not all budget information is available.

APTN data is based on their annual "Commitments Licensing Reports" and CMF data is based on their "Aboriginal Program".

APTN fiscal year is August 31, and CMF fiscal year is March 31. Information from organization annual reports has been adjusted to harmonize the report information.

Data identifies number of projects (video and digital productions), the totals for all project budgets, and the number of hours of content produced, and percentage of total cost (total budget) for each region and Canada.

TABLE 12
Indigenous Production
by Indigenous Languages
2014-15
(\$ thousands)

IND. Lang.	Projects	Hours	Can. Cost	%
Mohawk	4	22.5	\$7,079	30
Cree	7	39.5	6,676	28
Inuktitut	10	63.65	5,104	22
Dene	1	6.5	N/A	N/A
Innu	1	6.5	N/A	N/A
Inuvialuktun	1	3	N/A	N/A
Maliseet	1	6.5	N/A	N/A
Mechif	1	1	N/A	N/A
Ojibway	1	3.5	N/A	N/A
Sami	1	0.15	N/A	N/A
Total	28	152.8	\$23,697	100

Sources: CMF, APTN

Notes: Project numbers and Can. Cost numbers may not match the Indigenous Language tables as some projects are produced in multiple Indigenous languages. As such, their numbers will count toward each language in this table.

N/A means not available for reasons of confidentiality

"Can. Cost" is total production budget from all sources Due to privacy policies in some institutions, not all budget information is available.

APTN data is based on their annual "Commitments Licensing Reports" and CMF data is based on their "Aboriginal Program".

APTN fiscal year is August 31, and CMF fiscal year is March 31. Information from organization annual reports has been adjusted to harmonize the report information.

Data identifies number of projects (video and digital productions), the totals for all project budgets, and the number of hours of content produced, and percentage of total cost (total budget) for each region and Canada.

TABLE 13
Indigenous Production
by Indigenous Languages
2015-16
(\$ thousands)

IND. Lang.	Projects	Hours	Can. Cost	%
Cree	6	38.5	\$6,798	29
Inuktitut	8	56	4,136	18
Attilkamekw	1	6.5	N/A	N/A
Coast Salish	1	6.5	N/A	N/A
Haida	2	2.5	N/A	N/A
Hul'quimi'nur	1	6.5	N/A	N/A
Mi'kmaq	1	6.5	N/A	N/A
Michif	1	4	N/A	N/A
Mohawk	1	3	N/A	N/A
Ojibway	1	1	N/A	N/A
Stl'atl'mx	1	6.5	N/A	N/A
Totals	24	137.5	\$23,361	100

Sources: CMF, APTN

Notes: Project numbers and Can. Cost numbers may not match the Indigenous Language tables as some projects are produced in multiple Indigenous languages. As such, their numbers will count toward each language in this table.

N/A means not available for reasons of confidentiality

"Can. Cost" is total production budget from all sources Due to privacy policies in some institutions, not all budget information is available.

APTN data is based on their annual "Commitments Licensing Reports" and CMF data is based on their "Aboriginal Program".

APTN fiscal year is August 31, and CMF fiscal year is March 31. Information from organization annual reports has been adjusted to harmonize the report information.

Data identifies number of projects (video and digital productions), the totals for all project budgets, and the number of hours of content produced, and percentage of total cost (total budget) for each region and Canada.

TABLE 14
Indigenous Production
by Indigenous Languages
2016-17
(\$ thousands)

IND. Lang.	Projects	Hours	Can. Cost	%
Cree	7	38.5	\$8,535	26
Inuktitut	11	75.5	8,102	25
Dene	3	19.5	3,121	9
Mechif	2	7.5	N/A	N/A
Attkamekw	1	6.5	N/A	N/A
Innu	1	3.25	N/A	N/A
Mohawk	1	4	N/A	N/A
Ojibway	1	6.5	N/A	N/A
Syilx	1	6.5	N/A	N/A
Totals	28	167.75	\$32,950	100

Sources: CMF, APTN

Notes: Project numbers and Can. Cost numbers may not match the Indigenous Language tables as some projects are produced in multiple Indigenous languages. As such, their numbers will count toward each language in this table. N/A means not available for reasons of confidentiality

"Can. Cost" is total production budget from all sources Due to privacy policies in some institutions, not all budget information is available.

APTN data is based on their annual "Commitments Licensing Reports" and CMF data is based on their "Aboriginal Program".

APTN fiscal year is August 31, and CMF fiscal year is March 31. Information from organization annual reports has been adjusted to harmonize the report information.

Data identifies number of projects (video and digital productions), the totals for all project budgets, and the number of hours of content produced, and percentage of total cost (total budget) for each region and Canada.

TABLE 15
Comparison of Linguistic Minorities
by OLMC, CLOSM and Indigenous Production
2010-11 to 2016-17
(\$ millions)

Year	IND All Languages			OLMC English			CLOSM French			All Minority Languages			All Languages		
	Proj.	Can. Cost	%	Proj.	Can. Cost	%	Proj.	Can. Cost	%	Proj.	Can. Cost	%	Proj.	Can. Cost	%
2010-11*	61	\$49	2.2	70	\$174	8.0	47	\$33	1.5	172	\$250	11.4	1,086	\$2,187	100
2011-12	61	50	1.8	66	165	6.2	39	26	1.0	159	236	8.9	1,211	2,652	100
2012-13	56	37	1.5	71	154	6.6	48	37	1.6	169	223	9.6	1,112	2,316	100
2013-14	43	45	1.7	70	187	7.6	43	29	1.2	151	250	10.1	1,143	2,464	100
2014-15	42	40	1.5	64	211	8.1	44	32	1.2	140	272	10.4	1,220	2,619	100
2015-16	41	39	1.5	62	128	5.0	48	29	1.1	142	183	7.1	1,211	2,564	100
2016-17	54	51	1.8	79	225	8.0	43	28	1.0	166	288	10.2	1,172	2,827	100

Sources: CMF, APTN, CAVCO

Notes: "IND all languages" is total indigenous production; "OLMC English" is official language minority production in Quebec; "CLOSM French" is official language minority production outside Quebec; "All Minority Languages" excludes overlapping statistics, e.g. deducting Indigenous production from OLMC and CLOSM totals; and "All Languages" is total Canadian production (calculated by Federal CPTC tax credit). Each linguistic category is total production.

* CMF digital budget information is unavailable for 2010-11

Data identifies number of projects (video and digital productions), Canadian Cost (budget), and percentage of total cost (total budget) for each region and Canada.

TABLE 16
Indigenous Production
by Genre
2010-11 to 2016-17
(\$ thousands)

Year	Docs			VAPA			Childrens			Drama			Other			Total		
	Proj.	Can. Cost	%	Proj.	Can. Cost	%	Proj.	Can. Cost	%	Proj.	Can. Cost	%	Proj.	Can. Cost	%	Proj.	Can. Cost	%
2010-11	24	\$11,928	25	10	\$6,781	14	8	\$7,758	16	10	\$17,842	37	9	\$4,267	9	61	\$48,577	100
2011-12	18	10,907	22	9	6,427	13	11	10,240	20	11	20,041	40	12	2,625	5	61	50,240	100
2012-13	27	12,265	33	10	8,429	23	11	9,976	27	N/A	N/A	13	N/A	N/A	5	56	37,132	100
2013-14	16	12,285	28	10	9,812	22	8	5,584	13	6	15,135	34	3	1,756	4	43	44,572	100
2014-15	16	15,715	40	5	4,347	11	9	6,264	16	8	12,694	32	4	708	2	42	39,727	100
2015-16	16	11,557	29	7	7,084	18	6	6,551	17	8	13,148	33	4	970	2	41	39,311	100
2016-17	32	17,387	34	3	3,613	7	9	11,520	23	7	17,052	34	3	1,282	3	54	50,855	100

Sources: CMF, APTN

Notes: N/A means not available for reasons of confidentiality. "Other" includes all other video and digital productions.

"VAPA" is Variety and Performing Arts programming.

"Can. Cost" is total production budget from all sources. Due to privacy policies in some institutions, not all budget data is available, and budgets are estimated using best available data.

APTN fiscal year is August 31, and CMF fiscal year is March 31.

* CMF digital budget information is unavailable for 2010-11

Data identifies number of projects (video and digital productions), Canadian Cost (budget), and percentage of total cost (total budget) for each region and Canada.

TABLE 17
Indigenous Production
by Format
2010-11 to 2016-17
(\$ thousands)

Year	One-offs				Series				Total			
	Projects	Hours	Can. Cost	%	Projects	Hours	Can. Cost	%	Projects	Hours	Can. Cost	%
2010-11	16	26	\$11,603	24	45	398	\$36,974	76	61	424	\$48,577	100
2011-12	13	21	8,066	16	48	377	42,174	84	61	398	50,240	100
2012-13	13	23	5,365	14	43	356	31,767	86	56	379	37,132	100
2013-14	23	85	29,526	66	20	204	15,046	34	43	288	44,572	100
2014-15	11	17	4,806	12	31	289	34,922	88	42	306	39,727	100
2015-16	10	20	10,010	25	31	277	29,301	75	41	297	39,311	100
2016-17	19	18	8,587	17	35	310	42,267	83	54	328	50,855	100

Sources: CMF, APTN

Notes: "Can. Cost" is total production budget from all sources. Due to privacy policies in some institutions, not all budget data is available, and budgets are estimated using best available data.

APTN fiscal year is August 31, and CMF fiscal year is March 31.

* CMF digital budget information is unavailable for 2010-11

Data identifies number of projects (video and digital productions), Canadian Cost (budget), and percentage of total cost (total budget) for each region and Canada.

TABLE 18
Canada Media Fund
Aboriginal Program
Television Funding
2010-11 to 2016-17
(\$ thousands)

	2010-2011		2011-2012		2012-2013		2013-2014		2014-2015		2015-2016		2016-2017	
	\$	%	\$	%	\$	%	\$	%	\$	%	\$	%	\$	%
Total CMF	4,746	47	6,244	55	5,900	56	5,809	51	6,743	53	6,026	51	7,863	49
Broadcasters	1,066	11	1,196	10	1,431	14	1,634	14	2,269	18	2,024	17	3,101	19
Provincial	2,004	20	2,235	20	2,024	19	1,925	17	2,177	17	2,428	21	2,732	17
Federal	969	10	1,012	9	916	9	975	9	1,146	9	1,003	9	1,550	10
Distributors	80	12	20	0	0	0	30	0	0	0	0	0	59	0
Foreign	0	0	0	0	0	0	0	0	0	0	0	0	0	0
Producers	666	7	191	2	40	0	315	3	42	0	64	1	383	2
Private Funds	486	5	476	4	152	1	449	4	401	3	73	1	500	3
Other	10	0	25	0	0	0	280	2	0	0	100	1	0	0
Total	10,027	100	11,398	100	10,462	100	11,418	100	12,778	100	11,718	100	16,188	100

Source: CMF Annual Reports

Notes: Funding for CMF's Aboriginal Program television projects.

Totals in the CMF tables may differ from the CMF columns in other tables which include Indigenous projects, but are not funded by the CMF's Aboriginal Program.

Funding in this table is from CMF's Aboriginal Program, and non-CMF sources.

Information was provided with best estimates for all CMF programs using production companies identified by CMF staff.

TABLE 19
Canada Media Fund
Aboriginal Program
Digital Media Funding
2010-11 to 2016-17
(\$ thousands)

	2010-2011		2011-2012		2012-2013		2013-2014		2014-2015		2015-2016		2016-2017	
	\$	%	\$	%	\$	%	\$	%	\$	%	\$	%	\$	%
Total CMF	1,004	44	1,003	47	808	69	1,064	63	863	72	645	72	762	70
Broadcasters	95	4	197	9	160	14	150	9	216	18	180	20	226	21
Provincial	285	12	213	10	32	3	117	7	37	3	25	3	27	3
Federal	150	7	0	0	2	0	0	0	0	0	0	0	0	0
Distributors	160	7	345	16	0	0	80	5	25	2	14	2	0	0
Foreign	0	0	0	0	0	0	0	0	0	0	0	0	0	0
Producers	334	15	309	14	36	3	152	9	27	2	0	0	30	3
Private Funds	271	12	60	3	40	3	120	7	30	3	30	3	45	4
Other	0	0	10	0	100	8	0	0	0	0	0	0	0	0
Total	2,299	100	2,136	100	1,178	100	1,683	100	1,198	100	893	100	1,089	100

Source: CMF Annual Reports

Notes: Financial structure for television projects funded by the CMF's Aboriginal Program

Totals in the CMF tables may differ from the CMF columns in other tables which include Indigenous projects, but are not funded by the CMF's Aboriginal Program. Information was provided with best estimates for all CMF programs using production companies identified by CMF staff.

TABLE 20
Canada Media Fund
Funding to Indigenous Producers
2010-11 to 2016-17
(\$ thousands)

	2010-2011	2011-2012	2012-2013	2013-2014	2014-2015	2015-2016	2016-2017	Total	%
Production									
Aboriginal Program	\$5,389	\$6,512	\$6,086	\$5,441	\$5,751	\$6,120	\$7,183	\$42,482	42
Performance Envelope Program - APTN	6,676	6,664	6,667	3,913	4,648	5,198	5,253	39,020	38
English Regional Production Bonus	280	439	964	431	252	265	1,068	3,699	4
Francophone Minority	0	0	0	42	504	738	620	1,904	2
Performance Envelope Program - Other broadcasters	225	0	1,700	10	0	300	32	2,267	2
Anglophone Minority	N/A	N/A	N/A	0	819	1,048	0	1,868	2
Northern Incentive	0	134	100	245	292	250	492	1,513	2
Experimental Stream	0	1,000	0	0	0	0	0	1,000	1
Convergent Digital Media Incentive	N/A	0	0	0	16	0	198	214	<1
English POV Program	210	0	0	0	0	0	0	210	<1
International Co-production initiatives	N/A	N/A	N/A	0	0	200	0	200	<1
Québec French Regional Prod. Incentive	93	0	0	0	0	19	0	112	<1
Total dollars	12,873	14,750	15,517	10,083	12,282	14,139	14,846	94,490	
Total # of convergent projects	35	36	29	23	22	30	27	202	

TABLE 20 CONTINUED

	2010-2011	2011-2012	2012-2013	2013-2014	2014-2015	2015-2016	2016-2017	Total	%
Development									
Aboriginal Program	\$558	\$391	\$775	\$661	\$690	\$817	\$781	\$4,672	5
Development Envelopes - APTN	208	167	329	199	160	35	288	1,387	1
English Regional Pre-development	N/A	N/A	24	75	52	200	89	440	<1
Experimental Stream	0	0	0	181	0	0	0	181	<1
Development Envelopes - Other broadcasters	6	81	10	10	0	8	0	115	<1
Francophone Minority	0	0	0	46	30	0	0	76	<1
Québec French Regional Development	0	0	0	5	18	0	0	23	<1
Total dollars	771	640	1,137	1,176	950	1,060	1,158	6,893	7
Total # of convergent projects	22	20	48	60	34	52	35	271	
Total Aboriginal funding	13,645	15,389	16,654	11,259	13,232	15,199	16,005	101,383	
Aboriginal % of Total Program Budget	3.9%	4.1%	4.4%	3.1%	3.6%	4.1%	4.3%	3.9%	
Total Program Budget	351,000	371,000	375,000	360,710	368,000	374,000	370,000	2,569,710	

Source: CMF

Notes: CMF funding to Indigenous production companies (51% Indigenous ownership and control) from all CMF programs based on best estimates of CMF staff.

The CMF's report of APTN funding does not represent the total APTN Performance or Development Envelope.

The Aboriginal Program funding from 2013-14 and 2014-15 does not match amounts in the CMF Annual Reports.

Some projects have been abandoned or commitments reduced after the original commitment agreement.

Some projects did not receive funding from the Aboriginal Program.

APPENDIX 1
Indigenous Projects Listed by Title
2010-11 to 2016-17

Titles	Prod. Companies	Year	Region
1491: The Untold Story of the Americas Before Columbus	Arrow Productions inc and Animiki See Digital Productions Inc	2014-2015	BC
1491: The Untold Story of the Americas Before Columbus	1491 Productions Inc.	2015-2016	BC
2012 Aboriginal Peoples Choice Music Awards	Meeches Productions Services Inc.	2013-2014	MB
2013 Aboriginal Peoples Choice Music Awards	Meeches Productions Services Inc.	2013-2014	MB
2014 Aboriginal People's Choice Music Awards	Meeches Video Productions Inc.	2014-2015	MB
20th Annual Indspire Awards (National Aboriginal Achievement Awards)	Indspire	2013-2014	ON
21st Annual Indspire Awards (National Aboriginal Achievement Awards)	Indspire	2013-2014	ON
22nd Annual Indspire Awards 2015	Indspire	2015-2016	ON
23rd Annual Indspire Awards (2016)	Indspire	2016-2017	ON
A Beautiful Forest	A Beautiful forest Inc	2011-2012	NB
A Case of Access	Inuvialuit Communication Society	2012-2013	BC
A la sauce métisse (Webisodes)	Wookey Films	2015-2016	MB
A Life on the Line	Wookey Films Inc.	2016-2017	MB
Ababa	Arnait Video Productions Inc.	2016-2017	NU
Aboriginal Achievement Awards 2010	National Aboriginal Achievement Foundation	2010-2011	ON
Aboriginal Achievement Awards 2011	National Aboriginal Achievement Foundation	2011-2012	ON
Aboriginal Achievement Awards 2012	National Aboriginal Achievement Foundation	2012-2013	ON
Aboriginal Day Live 2011 (Solstice concerts)	Yayo Productions Inc. & Animiki See Productions inc.	2011-2012	MB
Aboriginal Day Live 2012	TBC	2012-2013	MB
Aboriginal Day Live 2014	Aboriginal Day Live 2014 Inc.	2014-2015	MB
Aboriginal Day Live 2015	Aboriginal Day Live 2015 inc.	2015-2016	MB
Aboriginal Day Live 2016	Aboriginal Day Live 2016 Inc	2016-2017	MB
Aboriginal Day Live! 2010	Aboriginal Day Live 2010 Inc.	2010-2011	MB
Aboriginal Day Live! 2013 TV	Aboriginal Day Live 2013 Inc.	2013-2014	MB
Aboriginal Peoples Choice Music Awards 2009	Eagle Vision Inc.	2010-2011	MB
Aboriginal Peoples Choice Music Awards 2010	Eagle Vision Inc.	2011-2012	MB
Aboriginal Peoples Choice Music Awards 2011	Meeches Production Services Inc.	2012-2013	MB
Adrénaline	Images Pimento inc.	2012-2013	QC
Adrénaline season II TV	Images Pimiento Inc.	2013-2014	QC
Ahead of Their Time (formerly Eagles, The) 2008/09 & 2007/08	Firebird Productions Inc.	2011-2012	ON
Alice and Kevin (NSI Doc Program 2013)	6695435 ManitobaInc.	2016-2017	MB
All Our Relations	Waterfront Productions Inc.	2011-2012	ON
All Our Relations II	Waterfront Productions Inc. (on behalf of a BC based corp to be incorporated)	2014-2015	BC
Amy's Mythic Mornings	Wone Woman Works	2010-2011	BC
Amy's Mythic Mornings	Wone Woman Works	2011-2012	BC
An Ecstatic Professor (NSI Doc Program 2013)	6695443 Manitoba inc	2016-2017	MB
Anaana's Tent - Season 1	Arvaaq Media Inc.	2016-2017	NU

APPENDIX 1 CONTINUED

Titles	Prod. Companies	Year	Region
Anash and the Legacy of the Sun-Rock	Sun Rock Productions and Sun-Rock Productions	2014-2015	YT
Animism: The Gods' Lake	0848367 BC Ltd.	2011-2012	BC
Arbor Live II	Arbor Television Inc.	2010-2011	MB
Arbor Live III	Arbor Television Inc, 6169369 Manitoba Inc.	2011-2012	MB
Arctic Youth Leadership Program	Inuvialuit Communication Society	2012-2013	BC
Arm Nation - Season 1	Picture This Production Inc.	2016-2017	QC
Aski Boyz	AskiBoyz Productions Inc	2012-2013	ON
Au pays des Michifs I (1-8)	Manito APM Inc/ Kingulliit Productions Inc.	2015-2016	QC
Aux frontières du pas normal	Productions Wabanok	2012-2013	QC
Aviliaq (Embargo Collective II - 2013)	Unikkaat Studios Inc	2014-2015	NU
Back in the Day 2: On the Prairies	0847312 BC Ltd.	2011-2012	BC
Bionic Bannock Boys II (eps. 7-12)	Crimson Clay Media Ltd.	2011-2012	SK
Bitthos (Father) (Embargo Collective II - 2013)	Elle-Maija Tailfeathers	2014-2015	BC
Bizou III	9118-9522 QC Inc.	2010-2011	QC
Bizou III	9118-9522 QC Inc.	2011-2012	QC
Blackstone I	Blackstone Productions	2010-2011	AB
Blackstone III (Episodes 18-23)	Blackstone Productions Ltd.	2012-2013	AB
Blackstone IV	Blackstone Cycle IV Ltd.	2013-2014	AB
Blackstone Season II	Blackstone Cycle II Ltd. And Blackstone Productions	2011-2012	AB
Blackstone V	Blackstone Cycle V Ltd	2014-2015	AB
Breaking New Beats (formerly Rising Stars 2010)	Strongfront AV Productions Inc./Breaking New Sounds Inc. (w/APTN)	2011-2012	MB
Broad Comedy (She Kills Me)	Drama Camp Productions Inc.	2012-2013	BC
Building an Igloo (Making an Igloo)	Inuvialuit Communication Society	2012-2013	BC
By the Rapids 4 (Episodes 21-27)	Ista P+C17roductions	2011-2012	On
By the Rapids III	Ista Films III Inc.	2010-2011	ON
C'est Parti Mon Tipi II	9197-9823 Quebec Inc.	2010-2011	QC
C'est parti mon tipi! III	9223-3287 Quebec Inc.	2011-2012	QC
Candy Show, Season I	Fancy Shows TV Inc.	2010-2011	NS
Canot Cocasse	Manito Media inc	2015-2016	MB
Canot Cocasse - Season 2	Manito Media Inc.	2016-2017	MB
Carry the Fire (formerly known as A Méchif Journey)	6520899 Manitoba Inc.	2014-2015	QC
Cashing In II	Cashing In Season II Inc.	2010-2011	MB
Cashing In III	Cashing In III Inc.	2011-2012	MB
Cashing In IV TV	Cashing in Season IV Inc	2013-2014	MB
Catch The Dream	Stonecast Pictures Inc.	2012-2013	MB
Caution May Contain Nuts - Season IV DM 2	Going Nuts Productions IV Inc.	2016-2017	AB
Caution: May Contain Nuts - Season IV- (Episodes 27-39)	Going Nuts Productions IV Inc.	2016-2017	AB
Caution: May Contain Nuts II	Going Nuts Productions II Inc.	2010-2011	AB
Caution: May Contain Nuts, Cycle 3 (Episodes 21-26)	Going Nuts Productions III Inc	2011-2012	AB
Chaos and Courage (Rescue Me)	Sweetgrass & Sage Inc	2012-2013	AB

APPENDIX 1 CONTINUED

Titles	Prod. Companies	Year	Region
Chaos and Courage Season 2 (14-26)	Sweetgrass & Sage Inc.	2013-2014	AB
Chasing Lear (formerly The Making of King Lear)	UDP Inc.	2013-2014	BC
Chic Choc III	Productions Chic Choc 3 inc.	2010-2011	QC
Closer to Home III	Real World Media Inc.	2010-2011	BC
Coming Home	Isuma	2013-2014	NU
Cooking with the Wolfman VIII	Indigenous Cuisine Inc.	2010-2011	ON
Coyote's Crazy Smart Science Show	Mama-oo Pictures Ltd.	2015-2016	BC
Cry of the Loon III	WAWATAY Native Communications Society	2010-2011	ON
Cry of the Loon, IV	WAWATAY Native Communications Society	2011-2012	ON
Datsiyeh Keke (Our Grandfather's Footprints)	Grandfathers Footsetps Features Inc.	2012-2013	BC
Delmer & Marta - Cycle II	Good Morning Productions II Inc.	2015-2016	AB
Delmer & Marta - Cycle III	Good Morning Productions II Inc.	2015-2016	AB
Delmer & Marta - Cycle III Webisodes	Good Morning Productions II Inc.	2015-2016	AB
Delmer & Marta (Pilot) TV	Good Morning Productions Inc.	2013-2014	AB
Dene a Journey Season II	Dene A Journey Productions LTD, NCS Productions	2013-2014	NT
Dene: A Journey	Native Communications Society of the NWT	2011-2012	NT
Down2Earth Season 2	Aarrow Productions Inc	2011-2012	BC
Dream Big TV	Mohawk Princess Pictues/Rezolution Pictures	2012-2013	QC
Dreamcatcher Biographies	Rezolution Entertainment Inc.	2016-2017	QC
Edge of the Knife	1037125 BC Ltd./ Kingulliit Productions Inc.	2015-2016	BC
Face The Music	Kwiiga Pictures Inc	2014-2015	BC
Femmes oubliées (Ce Silence qui tue)	9223-3287 Quebec Inc.	2016-2017	QC
Finding Sgt. Partridge (NSI Doc Program 2013)	BIG-CON ARTISTS Productions inc.	2016-2017	MB
First Contact	First Contact Canada Inc.	2016-2017	MB
First Tracks 2011	Big Soul Productions	2011-2012	MB
First Tracks 2012	Big Soul Productions Inc.	2013-2014	ON
Fish out of Water (Cycle 6)	Fish Out of Water Productions 6 Inc.	2012-2013	AB
Fish Out Of Water IV (40-46)	Fish Out of Water Productions	2010-2011	AB
Fish Out of Water V	Fish Out of Water Productions	2011-2012	AB
Fit First I	7217854 Canada Inc.	2010-2011	MB
Fit First Season II	Inkius Productions & Fit First Season 2 Inc.	2011-2012	MB
Fit First Youth Edition Season III	Fit First Season III Inc.	2012-2013	MB
From Up North (NSI Doc Program 2016)	Red Jade Productions	2016-2017	QC
Future History	Redcloud Studios Inc.	2016-2017	ON
Grande Bataille II	Films Zingaro	2010-2011	QC
Guardians	Guardians Productions Inc:	2011-2012	SK
Guardians Evolution - Season II	Guardians Productions Season 2 Inc.	2013-2014	SK
Guardians Evolution - Season II	Guardians Productions / to Be Inc.	2014-2015	SK
Guardians Season III	Guardians Productions Season II Inc. (on behalf of a single purpose company to be incorporated)	2016-2017	SK
Guilt Free Zone	GFZ Films Inc.	2012-2013	ON
Guilt Free Zone II	Big Soul Productions (TB Inc.)	2015-2016	ON

APPENDIX 1 CONTINUED

Titles	Prod. Companies	Year	Region
Harbourfront Centre Presents Maestro John Kim Bell	Moyan Bell Productions	2010-2011	ON
Health Nutz	Buzz Berry Productions	2011-2012	BC
Health Nutz II (8-13)	Buzz Berry Productions Inc.	2011-2012	BC
Helen Haig-Brown's Legacy	HC Legacy Media Inc.	2010-2011	BC
HIT THE ICE	4412826 Canada Nish Media	2012-2013	QC
Hit The Ice - Season 6	9959289 Canada (Nish Media)	2016-2017	QC
Hit The Ice II TV	4412826 Canada (Nish)	2012-2013	QC
Hit The Ice III	4412826 Canada Inc.	2014-2015	QC
Hit the Ice IV	4412826 Canada (Nish Media)	2014-2015	QC
Hit the Ice V	4412826 Canada (Nish Media)	2015-2016	QC
Hook Up, The	Reeled In Productions	2010-2011	AB
Hunting With My Ancestors I (1-7)	Kingulliit Productions Inc.	2016-2017	NU
Ilinniġ - Season V	Inuit Broadcasting Corporation	2015-2016	NU
Ilinniġ IV	Inuit Broadcasting Corporation	2014-2015	NU
Ilinniġ - Season II	Inuit Broadcasting Corporation Inc	2012-2013	NU
Ilinniġ - Season III	Inuit Broadcasting Corporation Inc	2013-2014	NU
Ilinniġ - Season VI	Inuit Broadcasting Corporation Inc.	2016-2017	NU
Ilinniġ - Season VII	Inuit Broadcasting Corporation Inc.	2016-2017	NU
Ilinniġ, Season I	Inuit Broadcasting Corp.	2011-2012	NU
In Studio with Greg Coyes	The Mix 3 Productions Ltd	2011-2012	BC
Indian in the Child (NSI Doc Program 2016)	INTC Film Inc.	2016-2017	MB
Indians and Aliens (formerly Tales from Kilometer 509)	Rezolution Productions Inc.	2011-2012	QC
Indians and Aliens Season 2	Rezolution Pictures inc	2015-2016	QC
Indigenous Music Awards 2015 (APCMA 2015)	Meeches Production Services Inc.	2015-2016	MB
Inez Project	Big Soul Productions Inc.	2012-2013	ON
Innu Nikamu: La grande tradition	9104-0998 Quebec Inc.	2016-2017	QC
Intemperance (Embargo Collective II - 2013)	Violator Films inc.	2014-2015	BC
Inuit Cree Peacemakers	Isuma	2011-2012	NU
Inuumiarviga	Inuvialuit Communications Society (ICS)	2011-2012	NU
It was my Mother	Mushkeg Media Inc	2012-2013	QC
Je ne veux pas mourir	Trinome Adario	2011-2012	QC
Jim Brady: In the footsteps of the Metis Leader	Mississippi Broadcasting - Yutthe Askiy Productions	2010-2011	SK
Joey Stylez: No Gimmicks	No Gimmicks Productions Inc.	2012-2013	ON
Jouer avec le feu	Productions Chic Choc 3 (Québec) Inc.	2016-2017	QC
Julianna and the Medicine Fish	7192836 Manitoba Inc.	2015-2016	MB
Kagagi: The Raven	Hollows Productions Inc.	2012-2013	BC
Kaha:wi-The Cycle of Life	WFCL KAHA:WI DOC Inc.	2012-2013	MB
Kingulliit - The Next Generation (1-3)	Kingulliit Productions Inc.	2010-2011	NU
Kippingujautit XI	Inuit Broadcasting Corporation	2010-2011	NU
Konnected.tv	DundeeRoad Productions inc. , Groupe PVP Inc.	2014-2015	QC
La Brigade des Nations TV	Trinome Adario Inc.	2013-2014	QC
La cité III	Trinome Adario	2011-2012	QC

APPENDIX 1 CONTINUED

Titles	Prod. Companies	Year	Region
La Clé du studio	670056 NB Inc.	2015-2016	NB
La ligne rouge	9223-3287 Québec Inc.	2014-2015	QC
La Vie est Hockey	Productions Chic Choc 3 (Quebec) Inc.	2013-2014	QC
Labradorimiut X	Okalakatiget Society -	2010-2011	NL
Le Rythme <i>(formerly Rythme des Nations)</i>	Trinome Adario Inc.	2013-2014	QC
Le Rythme II	Trinome Adario Inc.	2014-2015	QC
Le Rythme III	Trinome Adario inc.	2015-2016	QC
Les Sioui-Bacon	Productions Wabanok Inc.	2012-2013	QC
Les Sioui-Bacon Saison 2 TV	9223-3287 Québec Inc. (Wabanok)	2013-2014	QC
Les Sioui-Bacon Saison 3	9223-3287 Quebec Inc.	2014-2015	QC
Les Sioui-Bacon Saison IV	9223-3287 Quebec Inc.	2015-2016	QC
Les Sioui-Bacon V	9223-3287 Quebec Inc. (Wabanok)	2016-2017	QC
Louis Says	Louis Says Productions Inc.	2011-2012	SK
Louis Says - Season II	Louis Says Productions Inc.	2014-2015	SK
Louis Says - Season III	Louis Says III Productions Inc.	2016-2017	SK
Ma Mémoire	Images Pimento inc.	2012-2013	QC
Makusham III	Kunakan/Connections, 506960 NB Inc.	2011-2012	QC
Makusham II	9189-5813 Quebec Inc. & 507460 NB Inc.	2010-2011	QC
Makusham IV	509581 N.B. Inc.	2012-2013	QC
Malinaqputiit - The Searchers	Kingulliit Productions Inc.	2014-2015	NU
Mechant trip!	9223-3287 Quebec Inc. (Wabanok)	2016-2017	QC
Medicine Line	Medicine Line Season One Inc.	2011-2012	MB
Mesnak	9104-0998 Quebec Inc.	2010-2011	QC
Mino Pimatisiwiin (formerly Wawatay Kids TV 10/11)	Wawatay Native Communications Society	2011-2012	ON
Mix V, The	Mix 3 Productions	2010-2011	BC
MJA- Salmon (NSI Doc Program 2014)	Spotted Fawn Productions	2016-2017	BC
Mohawk Girls - The Series TV	Resolution Pictures Inc	2013-2014	QC
Mohawk Girls (pilot) (aka Escape Hatch)	Resolution Pictures	2010-2011	QC
Mohawk Girls III	Resolution Pictures Mohawk Girls Inc.	2015-2016	QC
Mohawk Girls Season 2	Resolution Pictures (Mohawk Girls) Inc.	2014-2015	QC
Mohawk Girls Season IV	Resolution Pictures International Inc.	2016-2017	QC
Mohawk Ironworkers	Mushkeg Productions Inc.	2014-2015	QC
Monkey Beach	Sparrow & Crow Films Inc.	2016-2017	BC
Moosemeat & Marmalade II	Mooswa Films (TBA)	2015-2016	BC
Moosemeat & Marmalade III	Moosewa Films Inc. (to be inc.)	2016-2017	BC
Moosemeat and Marmalade TV	Mooswa Films Inc.	2013-2014	BC
Motetan Mamo	9223-3287 Quebec Inc	2015-2016	QC
Mouki III	7059213 Canada Incorporated	2011-2012	QC
Mouki II	7059213 Canada Incorporated	2010-2011	QC
Music is the Medicine	NIM Productions Inc.	2010-2011	BC
Nagamowin (The Song) TV	Nagamowin Inc.	2012-2013	MB
Nations at War	N.A.W One Productions inc.	2015-2016	BC
Native Planet	Real World Films Inc.	2012-2013	BC
Native Planet II	Real World Films Inc.	2015-2016	BC
NCI Jam 2009	7235038 Canada Inc.	2010-2011	MB

APPENDIX 1 CONTINUED

Titles	Prod. Companies	Year	Region
Nehiyawetan III	Nehiyawetan 3 Productions	2010-2011	BC
Niqitsiat - Season VII	Inuit Broadcasting Corporation Inc	2012-2013	NU
Niqitsiat - Season VIII	Inuit Broadcasting Corporation Inc	2013-2014	NU
Niqitsiat - Season X	Inuit Broadcasting Corporation	2015-2016	NU
Niqitsiat - Season XI	Inuit Broadcasting Corporation Inc.	2016-2017	NU
Niqitsiat - Season XII	Inuit Broadcasting Corporation Inc.	2016-2017	NU
Niqitsiat IX	Inuit Broadcasting Corporation	2014-2015	NU
Niqitsiat V	Inuit Broadcasting Corporation	2010-2011	NU
Niqitsiat, Season VI	Inuit Broadcasting Corp.	2011-2012	NU
Northern Spirit	Inuvialuit Communication Society	2012-2013	BC
Nosism (NSI Doc Program 2016)	Code Breaker Films Ltd.	2016-2017	MB
Nunavik Secrets	Taqramiut Nipingat Inc. (TNI)	2011-2012	QC
Nunavik Secrets II	Taqramiut Nipingat Inc. (TNI)	2012-2013	QC
Nunavik Secrets III	Taqramiut Nipingat Inc.	2013-2014	QC
Nunavut Quest	7517475 Canada Inc.	2010-2011	QC
Oskayak Down Under (aka Fire Fighters)	101085845 Saskatchewan Ltd.	2010-2011	SK
Our Baffinland: Qikiqtani Nunatinnii	Isuma	2012-2013	NU
Our Dene Elders XI	NCS Productions Ltd.	2010-2011	NT
Our Last Words (aka Wandering Spirit)	6022715 Manitoba Inc.	2010-2011	MB
Our People Our Land	Taqramiut Nipingat Inc.	2014-2015	QC
Our People, Our Land II	Taqramiut Nipingat inc.	2015-2016	QC
Our People, Our Land III	Taqramiut Nipingat inc.	2016-2017	QC
Our Songs	AnimikiSee Digital Productions Inc.	2015-2016	MB
Pacha Mama II	Images Pimiento Inc.	2010-2011	QC
Pachamama express	Images Pimiento Inc.	2011-2012	QC
Past That Led Us to Our Future, The	Taqramiut Nipingat Inc.	2010-2011	QC
Planet Echo I	MRV Echo One Inc. & Positive Echo One Inc.	2010-2011	MB
Planet Echo II	MRV Echo Two Inc.	2011-2012	MB
Planet Echo III	MRV Echo Three Inc. & Positive Echo Three Inc.	2012-2013	MB
Planet Echo IV TV	MRV Echo Four Ind./Positive Echo Four Inc.	2013-2014	MB
Playing with Fire	8173427 Canada Inc.	2012-2013	ON
Playing with Fire - Season II	8889139 Canada Inc.	2014-2015	ON
Police Sans Reserve - DM (Webseries)	7666209 Canada Inc.	2016-2017	QC
Potlatch Keepers (formerly: Can I be Indian Enough)	Real World Media Inc.	2012-2013	BC
Power of the Spirit: a Reflection on Residential Schools	First Voice Multimedia	2011-2012	MB
Premiere Ligne	Productions Cayenne	2016-2017	QC
Princesses	Images Pimiento	2014-2015	QC
Qanuq Isumavit	Inuit Broadcasting Corporation	2011-2012	NU
Qanuq Isumavit - Season 2013-14	Inuit Broadcasting Corporation	2014-2015	NU
Qanuq Isumavit - Season 2014-2015	Inuit Broadcasting Corporation	2015-2016	NU
Qanuq Isumavit 2010-11	Inuit Broadcasting Corp.	2011-2012	NU
Qanuq Isumavit 2011-2012	Inuit Broadcasting Corporation Inc	2012-2013	NU
Qanuq Isumavit 2012-2013	Inuit Broadcasting Corporation	2013-2014	NU

APPENDIX 1 CONTINUED

Titles	Prod. Companies	Year	Region
Qanuq Isumavit 2015-2016	Inuit Broadcasting Corporation	2016-2017	NU
Qanuq Isumavit XI	Inuit Broadcasting Corporation	2010-2011	NU
Qanurli? - Season III	Inuit Broadcasting Corporation	2013-2014	NU
Qanurli? IV	Inuit Broadcasting Corporation	2014-2015	NU
Qanurli? Season II	Inuit Broadcasting Corporation Inc	2012-2013	NU
Qanurli? Season VI	Qanurli 6 Productions Inc.	2016-2017	MB
Qanurli? V	Qanukiaq Studios Inc.	2015-2016	NU
Qanurli?, Season I	Inuit Broadcasting Corp.	2011-2012	NU
Qaujisaut XI	Inuit Broadcasting Corporation	2010-2011	NU
Queen of the Oil Patch	Kah-kitowak Films inc.	2016-2017	BC
Quest out WEST - WILD FOOD (formerly Wild Food)	Left Bank Pictures Inc.	2012-2013	BC
Quest Out West: Wild Food II	Wild Food S2 Productions Inc.	2016-2017	BC
Red Earth Uncovered	Sagacious Media Inc.	2016-2017	AB
Reel Injun	Rezolution Pictures	2010-2011	QC
Released (NSI Doc Program 2014)	Jennifer Bowen Allen	2016-2017	YT
Resurgence (NSI Doc Program 2016)	9548939 Canada Inc.	2016-2017	QC
Rien à cacher	Productions Picart	2011-2012	QC
Rising Stars	Eagle Vision	2010-2011	MB
Rodeo Riders	Rodeo Riders Productions	2010-2011	BC
Rumble: The Indians Who Rocked the World	Rezolution Pictures International Inc.	2013-2014	QC
Samaq'an: Water Stories II	Tsa'Mahgwon 14-26 Productions Inc.	2010-2011	BC
Samaq'an: Water Stories, Season 3	27-39 Productions Inc, BC	2011-2012	BC
Samaq'an: Water Stories, Season 3	27-39 Productions Inc.	2012-2013	BC
Samaqan: Water Stories IV	UrbanRez Productions Inc.	2014-2015	BC
Sasqatch'n	Lowd Television Productions inc.	2015-2016	BC
Sentier	Trinome Adario Inc.	2016-2017	QC
Sex, Spirit, Strength	Mohawk Princess Pictures	2013-2014	QC
Shaputuan III	K8e K8e Productions	2011-2012	QC
Shaputuan II	K8e K8e	2010-2011	QC
Sheltered	Sheltered Productions Ltd.	2010-2011	ON
Sioui-Bacon (formerly 1524 rue Jacques-Cartier)	Wabanok	2011-2012	QC
Skindigenous - Season 1	4412826 Canada (Nish Media)	2016-2017	QC
Skye and Chang	Mama-oo Pictures Ltd	2011-2012	BC
Sol	Arnait Video Productions Inc.	2013-2014	NU
Spirit of Birth (NSI Doc Program 2014)	Cedar Waters Productions	2016-2017	ON
Stained	Jennifer Productions/Isabelle Productions	2010-2011	SK
Stanley Volland: Pas á Pas	Productions Cayenne	2015-2016	QC
Stories of our Elders (The) I (1-14)	Kingulliit Productions Inc.	2014-2015	NU
Taken	Eagle Vision Inc .	2015-2016	MB
Taken – Season II	Eagle Vision Inc.	2016-2017	MB
Takuginai - Season 14	Inuit Broadcasting Corporation Inc	2013-2014	NU
Takuginai - Season XIII	Inuit Broadcasting Corporation Inc	2012-2013	NU
Takuginai - Season XV	Inuit Broadcasting Corporation Inc	2014-2015	NU
Takuginai XII	Inuit Broadcasting Corporation	2010-2011	NU

APPENDIX 1 CONTINUED

Titles	Prod. Companies	Year	Region
Takuginai, XII	Inuit Broadcasting Corporation	2011-2012	NU
TAM II	Productions TAM Inc.	2010-2011	QC
TAM III	Production TAM Inc.	2012-2013	QC
TAM season IV TV	Production Tam Inc	2013-2014	QC
TAM Season V	Production TAM Inc.	2014-2015	QC
Tamanevugut	OkalaKatiget Society (OKS)	2011-2012	NL
Tamanevugut II	Okalakatiget Society	2012-2013	NL
Tamanevugut III	Okalakatiget Society	2013-2014	NS
Tamanevugut IV	Okalakatiget Society	2014-2015	NS
Tamanevugut V	Okalakatiget society	2015-2016	NS
Tamanevugut VI	Okalakatiget Society	2016-2017	NL
TeePeeTime	JerryCo Animation 9118-9522 QC Inc.	2015-2016	QC
The Candy Show 1	Fancy Shoes TV Inc	2012-2013	NS
The Candy Show III	Fancy Shoes TV Inc.	2012-2013	NS
The Candy Show IV TV	Fancy Shoes IV Inc, Ocean Entertainment	2013-2014	NS
The Candy Show V	Ocean Entertainment & Fancy Shoes TV Inc.	2014-2015	NS
The Candy Show, Season 2	Fancy Shoes TV Inc.	2011-2012	NS
The Deerskins	JerryCo Animation	2012-2013	QC
The Deerskins Season II	9118-9522 Quebec Inc, JerryCo Animation	2013-2014	QC
The Guide	Sivumu Northern Productions Inc.	2011-2012	NU
The League (NSI Doc Program 2014)	J.J Neepin Films Inc.	2016-2017	MB
The Metis Debate	Tsa'Mahgwon Productions inc.	2015-2016	BC
The Other Side	The Other Side Productions 1 Inc.	2012-2013	ON
The Other Side - Season II	The Other Side Productions 2 Inc	2014-2015	ON
The Other Side III	The Other Side Productions 3 Inc.	2015-2016	ON
The Ring of Fire	Mushkeg Media Inc. / A Beautiful Forest Inc.	2013-2014	QC
The Solstice Concerts 2014	Aboriginal Day Live 2014 inc.	2014-2015	MB
The Solstice Concerts 2015	The Solstice Concerts 2015 Inc.	2015-2016	MB
The Solstice Concerts 2016	The Solstice Concerts 2016 Inc.	2016-2017	MB
Tiga Talk III	Tiga Talk Season 3 Inc.	2010-2011	BC
Tiga Talk! Season 4	Tiga Talk Season 4 Inc.	2012-2013	BC
Tony: Back from the Brink	Piksuk Media Inc.	2012-2013	NU
Traditional Beats (NSI Doc Program 2013)	Crystal Greene and Cameron Courchene	2016-2017	MB
Treading Water (formerly Camp Misty)	Wookey Films Inc & Numan Production Inc. (to be inc. company)	2013-2014	MB
Tribal Police Files	Kwassen Productions (To be incorporated)	2015-2016	BC
Truth, Dance & Reconciliation	Aarrow Productions Inc. (TBA)	2015-2016	BC
Tshakapesh - Season 1	Tshinau Inc.	2016-2017	QC
U=US	Cedar Root Television and Film Production	2014-2015	BC
U=US (Teen Scene)	Cedar Root Television & Film Productions Inc.	2012-2013	BC
underExposed (formerly: Living the Dream)	Strutt Roar Media/Alberta Indigenous Productions	2012-2013	BC
UnderExposed III	Airbear Media Inc.	2014-2015	BC
UnderExposed IV	Airdog Media Inc.	2015-2016	BC

APPENDIX 1 CONTINUED

Titles	Prod. Companies	Year	Region
underExposed Season 2 (14-26)	Airdog Media Inc.	2013-2014	BC
UNIPKAAQTUQ	Inuvialuit Communications Society (ICS)	2014-2015	NT
Untamed Gourmet	Untamed Productions Inc.	2010-2011	SK
Untamed Gourmet II	Untamed Productions II Inc.	2012-2013	SK
Urban Native Girl - Season 1	WFCL UNG - One Doc Inc.	2014-2015	ON
Uumatimnin	Qauminiq Ltd.	2010-2011	BC
Uvanga	Arnait Video Productions Inc.	2011-2012	NU
Vitality Gardening II	Rajotte Productions Inc.	2010-2011	MB
Wabanaagig III	643498 NB Inc.	2010-2011	NS
Wabanaagig III TV	657092 NB Inc.	2013-2014	NB
Wapos Bay - the movie	Wapos Bay The Movie Inc.	2010-2011	SK
Warrior Games	Warrior Games Productions.	2012-2013	BC
Warrior Games Season 2 (14-26)	Warrior Games Productins Inc.	2013-2014	BC
Watchers of the North	Watchers of the North Productions Inc./3164322 Canada Inc.	2011-2012	QC
We Were Children	Eagle Vision and E1 & Beat the Drum Inc. & We Were Children Productions Inc.	2011-2012	MB
What It Takes! I (1-13) (becomes Hit the Ice)	4412826 Canada Nish Media	2011-2012	QC
What's The Big Idea?	Company: Big Soul Productions Inc.	2011-2012	on
Wild Archaeology	Wild Archaeology Productions inc.	2013-2014	ON
WITBN Five Song Clips	AnimikisSee Digital Productions inc.	2013-2014	MB
WITBN Song Clip Pilot	AnimikiSee Digital Productions	2013-2014	MB
Wolf Canyon	Wolf Canyon Productions Inc.	2010-2011	BC
Working it out Together - Season III	Rezolution Pictures Inc.	2014-2015	QC
Working It Out Together (aka Living Clean)	Rezolution Pictures	2010-2011	QC
Working it out Together II	Rezolution Pictures Inc.	2012-2013	QC

APPENDIX 2
Indigenous Projects Listed by Province or Territory and Year
QUEBEC
2010-11 to 2016-17

Prod. Companies	Titles	Year
9118-9522 QC Inc.	Bizou III	2010-2011
9197-9823 Quebec Inc.	C'est Parti Mon Tipi II	2010-2011
Productions Chic Choc 3 inc.	Chic Choc III	2010-2011
Films Zingaro	Grande Bataille II	2010-2011
9189-5813 Quebec Inc. & 507460 NB Inc.	Makusham II	2010-2011
9104-0998 Quebec Inc.	Mesnak	2010-2011
Rezolution Pictures	Mohawk Girls (pilot) (aka Escape Hatch)	2010-2011
7059213 Canada Incorporated	Mouki II	2010-2011
7517475 Canada Inc.	Nunavut Quest	2010-2011
Images Pimiento Inc.	Pacha Mama II	2010-2011
Taqramiut Nipingat Inc.	Past That Led Us to Our Future, The	2010-2011
Rezolution Pictures	Reel Injun	2010-2011
K8e K8e	Shaputuan II	2010-2011
Productions TAM Inc.	TAM II	2010-2011
Rezolution Pictures	Working It Out Together (aka Living Clean)	2010-2011
9118-9522 QC Inc.	Bizou III	2011-2012
9223-3287 Quebec Inc.	C'est parti mon tipi! III	2011-2012
Rezolution Productions Inc.	Indians and Aliens (formerly Tales from Kilometer 509)	2011-2012
Trinome Adario	Je ne veux pas mourir	2011-2012
Trinome Adario	La cité III	2011-2012
Kunakan/Connections, 506960 NB Inc.	Makusham III	2011-2012
7059213 Canada Incorporated	Mouki III	2011-2012
Taqramiut Nipingat Inc. (TNI)	Nunavik Secrets	2011-2012
Images Pimiento Inc.	Pachamama express	2011-2012
Productions Picart	Rien à cacher	2011-2012
K8e K8e Productions	Shaputuan III	2011-2012
Wabanok	Sioui-Bacon (formerly 1524 rue Jacques-Cartier)	2011-2012
Watchers of the North Productions Inc./3164322 Canada Inc.	Watchers of the North	2011-2012
4412826 Canada Nish Media	What It Takes! I (1-13) (becomes Hit the Ice)	2011-2012
Images Pimento inc.	Adrénaline	2012-2013
Productions Wabanok	Aux frontières du pas normal	2012-2013
Mohawk Princess Pictues/Rezolution Pictures	Dream Big TV	2012-2013
4412826 Canada Nish Media	HIT THE ICE	2012-2013
4412826 Canada (Nish)	Hit The Ice II TV	2012-2013
Mushkeg Media Inc	It was my Mother	2012-2013
Productions Wabanok Inc.	Les Sioui-Bacon	2012-2013
Images Pimento inc.	Ma Mémoire	2012-2013
509581 N.B. Inc.	Makusham IV	2012-2013
Taqramiut Nipingat Inc. (TNI)	Nunavik Secrets II	2012-2013
Production TAM Inc.	TAM III	2012-2013

APPENDIX 2
Indigenous Projects Listed by Province or Territory and Year
QUEBEC continued
2010-11 to 2016-17

Prod. Companies	Titles	Year
JerryCo Animation	The Deerskins	2012-2013
Rezolution Pictures Inc.	Working it out Together II	2012-2013
Images Pimiento Inc.	Adrénaline season II TV	2013-2014
Trinome Adario Inc.	La Brigade des Nations TV	2013-2014
Productions Chic Choc 3 (Quebec) Inc.	La Vie est Hockey	2013-2014
Trinome Adario Inc.	Le Rythme <i>(formerly Rythme des Nations)</i>	2013-2014
9223-3287 Québec Inc. (Wabanok)	Les Sioui-Bacon Saison 2 TV	2013-2014
Rezolution Pictures Inc	Mohawk Girls - The Series TV	2013-2014
Taqramiut Nipingat Inc.	Nunavik Secrets III	2013-2014
Rezolution Pictures International Inc.	Rumble: The Indians Who Rocked the World	2013-2014
Mohawk Princess Pictures	Sex, Spirit, Strength	2013-2014
Production Tam Inc	TAM season IV TV	2013-2014
9118-9522 Quebec Inc, JerryCo Animation	The Deerskins Season II	2013-2014
Mushkeg Media Inc. / A Beautiful Forest Inc.	The Ring of Fire	2013-2014
6520899 Manitoba Inc.	Carry the Fire (formerly known as A Méchif Journey)	2014-2015
4412826 Canada Inc.	Hit The Ice III	2014-2015
4412826 Canada (Nish Media)	Hit the Ice IV	2014-2015
DundeeRoad Productions inc. , Groupe PVP Inc.	Konnected.tv	2014-2015
9223-3287 Québec Inc.	La ligne rouge	2014-2015
Trinome Adario Inc.	Le Rythme II	2014-2015
9223-3287 Quebec Inc.	Les Sioui-Bacon Saison 3	2014-2015
Rezolution Pictures (Mohawk Girls) Inc.	Mohawk Girls Season 2	2014-2015
Mushkeg Productions Inc.	Mohawk Ironworkers	2014-2015
Taqramiut Nipingat Inc.	Our People Our Land	2014-2015
Images Pimiento	Princesses	2014-2015
Production TAM Inc.	TAM Season V	2014-2015
Rezolution Pictures Inc.	Working it out Together - Season III	2014-2015
Manito APM Inc/ Kingulliit Productions Inc.	Au pays des Michifs I (1-8)	2015-2016
4412826 Canada (Nish Media)	Hit the Ice V	2015-2016
Rezolution Pictures inc	Indians and Aliens Season 2	2015-2016
Trinome Adario inc.	Le Rythme III	2015-2016
9223-3287 Quebec Inc.	Les Sioui-Bacon Saison IV	2015-2016
Rezolution Pictures Mohawk Girls Inc.	Mohawk Girls III	2015-2016
9223-3287 Quebec Inc	Motetan Mamo	2015-2016
Taqramiut Nipingat inc.	Our People, Our Land II	2015-2016
Productions Cayenne	Stanley Vollant: Pas á Pas	2015-2016
JerryCo Animation 9118-9522 QC Inc.	TeePeeTime	2015-2016
9223-3287 Quebec Inc.	(Ce Silence qui tue) Femmes oubliées	2016-2017
Picture This Production Inc.	Arm Nation - Season 1	2016-2017
Rezolution Entertainment Inc.	Dreamcatcher Biographies	2016-2017
Red Jade Productions	From Up North (NSI Doc Program 2016)	2016-2017
9959289 Canada (Nish Media)	Hit The Ice - Season 6	2016-2017

APPENDIX 2
Indigenous Projects Listed by Province or Territory and Year
QUEBEC continued
2010-11 to 2016-17

Prod. Companies	Titles	Year
9104-0998 Quebec Inc.	Innu Nikamu: La grande tradition	2016-2017
Productions Chic Choc 3 (Québec) Inc.	Jouer avec le feu	2016-2017
9223-3287 Quebec Inc. (Wabanok)	Les Sioui-Bacon V	2016-2017
9223-3287 Quebec Inc. (Wabanok)	Mechant trip!	2016-2017
Rezolution Pictures International Inc.	Mohawk Girls Season IV	2016-2017
Taqramiut Nipingat inc.	Our People, Our Land III	2016-2017
7666209 Canada Inc.	Police Sans Reserve - DM (Webseries)	2016-2017
Productions Cayenne	Premiere Ligne	2016-2017
9548939 Canada Inc.	Resurgence (NSI Doc Program 2016)	2016-2017
Trinome Adario Inc.	Sentier	2016-2017
4412826 Canada (Nish Media)	Skindigenous - Season 1	2016-2017
Tshinau Inc.	Tshakapesh - Season 1	2016-2017

APPENDIX 2
Indigenous Projects Listed by Province or Territory and Year
BRITISH COLUMBIA
2010-11 to 2016-17

Prod. Companies	Titles	Year
Wone Woman Works	Amy's Mythic Mornings	2010-2011
Real World Media Inc.	Closer to Home III	2010-2011
HC Legacy Media Inc.	Helen Haig-Brown's Legacy	2010-2011
Mix 3 Productions	Mix V, The	2010-2011
NIM Productions Inc.	Music is the Medicine	2010-2011
Nehiyawetan 3 Productions	Nehiyawetan III	2010-2011
Rodeo Riders Productions	Rodeo Riders	2010-2011
Tsa'Mahgwon 14-26 Productions Inc.	Samaq'an: Water Stories II	2010-2011
Tiga Talk Season 3 Inc.	Tiga Talk III	2010-2011
Qauminiq Ltd.	Uumatimnin	2010-2011
Wolf Canyon Productions Inc.	Wolf Canyon	2010-2011
Wone Woman Works	Amy's Mythic Mornings	2011-2012
0848367 BC Ltd.	Animism: The Gods' Lake	2011-2012
0847312 BC Ltd.	Back in the Day 2: On the Prairies	2011-2012
Aarrow Productions Inc	Down2Earth Season 2	2011-2012
Buzz Berry Productions	Health Nutz	2011-2012
Buzz Berry Productions Inc.	Health Nutz II (8-13)	2011-2012
The Mix 3 Productions Ltd	In Studio with Greg Coyes	2011-2012
27-39 Productions Inc, BC	Samaq'an: Water Stories, Season 3	2011-2012
Mama-oo Pictures Ltd	Skye and Chang	2011-2012
Inuvialuit Communication Society	A Case of Access	2012-2013
Inuvialuit Communication Society	Arctic Youth Leadership Program	2012-2013
Drama Camp Productions Inc.	Broad Comedy (She Kills Me)	2012-2013
Inuvialuit Communication Society	Building an Igloo (Making an Igloo)	2012-2013
Grandfathers Footsetps Features Inc.	Datsiyeh Keke (Our Grandfather's Footprints)	2012-2013
Hollows Productions Inc.	Kagagi: The Raven	2012-2013
Real World Films Inc.	Native Planet	2012-2013
Inuvialuit Communication Society	Northern Spirit	2012-2013
Real World Media Inc.	Potlatch Keepers (formerly: Can I be Indian Enough)	2012-2013
Left Bank Pictures Inc.	Quest out WEST - WILD FOOD (formerly Wild Food)	2012-2013
Tiga Talk Season 4 Inc.	Tiga Talk! Season 4	2012-2013
Cedar Root Television & Film Productions Inc.	U=US (Teen Scene)	2012-2013
Strutt Roar Media/Alberta Indigenous Productions	underExposed (formerly: Living the Dream)	2012-2013
Warrior Games Productions.	Warrior Games	2012-2013
27-39 Productions Inc.	Samaq'an: Water Stories, Season 3	2012-2013
UDP Inc.	Chasing Lear (formerly The Making of King Lear)	2013-2014
Mooswa Films Inc.	Moosemeat and Marmalade TV	2013-2014
Airdog Media Inc.	underExposed Season 2 (14-26)	2013-2014
Warrior Games Productins Inc.	Warrior Games Season 2 (14-26)	2013-2014
Arrow Productions inc and Animiki See Digital Productions Inc	1491: The Untold Story of the Americas Before Columbus	2014-2015

APPENDIX 2
Indigenous Projects Listed by Province or Territory and Year
BRITISH COLUMBIA continued
2010-11 to 2016-17

Prod. Companies	Titles	Year
Waterfront Productions Inc. (on behalf of a BC based corp to be incorporated)	All Our Relations II	2014-2015
Elle-Maija Tailfeathers	Bitthos (Father) (Embargo Collective II - 2013)	2014-2015
Kwiiga Pictures Inc	Face The Music	2014-2015
Violator Films inc.	Intemperance (Embargo Collective II - 2013)	2014-2015
UrbanRez Productions Inc.	Samaqan: Water Stories IV	2014-2015
Cedar Root Television and Film Production	U=US	2014-2015
Airbear Media Inc.	UnderExposed III	2014-2015
Airdog Media Inc.	UnderExposed IV	2015-2016
1491 Productions Inc.	1491: The Untold Story of the Americas Before Columbus	2015-2016
Mama-oo Pictures Ltd.	Coyote's Crazy Smart Science Show	2015-2016
Mooswa Films (TBA)	Moosemeat & Marmalade II	2015-2016
N.A.W One Productions inc.	Nations at War	2015-2016
Real World Films Inc.	Native Planet II	2015-2016
Lowd Television Productions inc.	Sasqatch'n	2015-2016
Tsa'Mahgwon Productions inc.	The Metis Debate	2015-2016
Kwassen Productions (To be incorporated)	Tribal Police Files	2015-2016
Aarrow Productions Inc. (TBA)	Truth, Dance & Reconciliation	2015-2016
1037125 BC Ltd./ Kingulliit Productions Inc.	Edge of the Knife	2015-2016
Spotted Fawn Productions	MJA- Salmon (NSI Doc Program 2014)	2016-2017
Sparrow & Crow Films Inc.	Monkey Beach	2016-2017
Moosewa Films Inc. (to be inc.)	Moosemeat & Marmalade III	2016-2017
Kah-kitowak Films inc.	Queen of the Oil Patch	2016-2017
Wild Food S2 Productions Inc.	Quest Out West: Wild Food II	2016-2017

APPENDIX 2
Indigenous Projects Listed by Province or Territory and Year
MANITOBA
2010-11 to 2016-17

Prod. Companies	Titles	Year
Aboriginal Day Live 2010 Inc.	Aboriginal Day Live! 2010	2010-2011
Eagle Vision Inc.	Aboriginal Peoples Choice Music Awards 2009	2010-2011
Arbor Television Inc.	Arbor Live II	2010-2011
Cashing In Season II Inc.	Cashing In II	2010-2011
7217854 Canada Inc.	Fit First I	2010-2011
7235038 Canada Inc.	NCI Jam 2009	2010-2011
6022715 Manitoba Inc.	Our Last Words (aka Wandering Spirit)	2010-2011
MRV Echo One Inc. & Positive Echo One Inc.	Planet Echo I	2010-2011
Eagle Vision	Rising Stars	2010-2011
Rajotte Productions Inc.	Vitality Gardening II	2010-2011
Arbor Television Inc, 6169369 Manitoba Inc.	Arbor Live III	2011-2012
Yayo Productions Inc. & Animiki See Productions inc.	Aboriginal Day Live 2011 (Solstice concerts)	2011-2012
Eagle Vision Inc.	Aboriginal Peoples Choice Music Awards 2010	2011-2012
Strongfront AV Productions Inc./Breaking New Sounds Inc. (w/APTN)	Breaking New Beats (formerly Rising Stars 2010)	2011-2012
Cashing In III Inc.	Cashing In III	2011-2012
Big Soul Productions	First Tracks 2011	2011-2012
Inkius Productions & Fit First Season 2 Inc.	Fit First Season II	2011-2012
Medicine Line Season One Inc.	Medicine Line	2011-2012
MRV Echo Two Inc.	Planet Echo II	2011-2012
First Voice Multimedia	Power of the Spirit: a Reflection on Residential Schools	2011-2012
Eagle Vision and E1 & Beat the Drum Inc. & We Were Children Productions Inc.	We Were Children	2011-2012
TBC	Aboriginal Day Live 2012	2012-2013
Meeches Production Services Inc.	Aboriginal Peoples Choice Music Awards 2011	2012-2013
Stonecast Pictures Inc.	Catch The Dream	2012-2013
Fit First Season III Inc.	Fit First Youth Edition Season III	2012-2013
WFCL KAHA:WI DOC Inc.	Kaha:wi-The Cycle of Life	2012-2013
Nagamowin Inc.	Nagamowin (The Song) TV	2012-2013
MRV Echo Three Inc. & Positive Echo Three Inc.	Planet Echo III	2012-2013
Meeches Productions Services Inc.	2012 Aboriginal Peoples Choice Music Awards	2013-2014
Meeches Productions Services Inc.	2013 Aboriginal Peoples Choice Music Awards	2013-2014
Aboriginal Day Live 2013 Inc.	Aboriginal Day Live! 2013 TV	2013-2014
Cashing in Season IV Inc	Cashing In IV TV	2013-2014
MRV Echo Four Ind./Positive Echo Four Inc.	Planet Echo IV TV	2013-2014
Wookey Films Inc & Numan Production Inc. (to be inc. company)	Treading Water (formerly Camp Misty)	2013-2014
AnimikisSee Digital Productions inc.	WITBN Five Song Clips	2013-2014

APPENDIX 2
Indigenous Projects Listed by Province or Territory and Year
MANITOBA continued
2010-11 to 2016-17

Prod. Companies	Titles	Year
AnimikiSee Digital Productions	WITBN Song Clip Pilot	2013-2014
Meeches Video Productions Inc.	2014 Aboriginal People's Choice Music Awards	2014-2015
Aboriginal Day Live 2014 Inc.	Aboriginal Day Live 2014	2014-2015
Aboriginal Day Live 2014 inc.	The Solstice Concerts 2014	2014-2015
Wookey Films	A la sauce métisse (Webisodes)	2015-2016
Aboriginal Day Live 2015 inc.	Aboriginal Day Live 2015	2015-2016
Manito Media inc	Canot Cocasse	2015-2016
Meeches Production Services Inc.	Indigenous Music Awards 2015 (APCMA 2015)	2015-2016
7192836 Manitoba Inc.	Julianna and the Medicine Fish	2015-2016
AnimikiSee Digital Productions Inc.	Our Songs	2015-2016
Eagle Vision Inc .	Taken	2015-2016
The Solstice Concerts 2015 Inc.	The Solstice Concerts 2015	2015-2016
Wookey Films Inc.	A Life on the Line	2016-2017
Aboriginal Day Live 2016 Inc	Aboriginal Day Live 2016	2016-2017
6695435 ManitobaInc.	Alice and Kevin (NSI Doc Program 2013)	2016-2017
6695443 Manitoba inc	An Ecstatic Professor (NSI Doc Program 2013)	2016-2017
Manito Media Inc.	Canot Cocasse - Season 2	2016-2017
BIG-CON ARTISTS Productions inc.	Finding Sgt. Partridge (NSI Doc Program 2013)	2016-2017
First Contact Canada Inc.	First Contact	2016-2017
INTC Film Inc.	Indian in the Child (NSI Doc Program 2016)	2016-2017
Code Breaker Films ltd.	Nosism (NSI Doc Program 2016)	2016-2017
Qanurli 6 Productions Inc.	Qanurli? Season VI	2016-2017
Eagle Vision Inc.	Taken – Season II	2016-2017
J.J Neepin Films Inc.	The League (NSI Doc Program 2014)	2016-2017
The Solstice Concerts 2016 Inc.	The Solstice Concerts 2016	2016-2017
Crystal Greene and Cameron Courchene	Traditional Beats (NSI Doc Program 2013)	2016-2017

APPENDIX 2
Indigenous Projects Listed by Province or Territory and Year
NUNAVUT
2010-11 to 2016-17

Prod. Companies	Titles	Year
Kingulliit Productions Inc.	Kingulliit - The Next Generation (1-3)	2010-2011
Inuit Broadcasting Corporation	Kippinguijautit XI	2010-2011
Inuit Broadcasting Corporation	Niqitsiat V	2010-2011
Inuit Broadcasting Corporation	Qanuq Isumavit XI	2010-2011
Inuit Broadcasting Corporation	Qaujisaut XI	2010-2011
Inuit Broadcasting Corporation	Takuginai XII	2010-2011
Inuvialuit Communications Society (ICS)	Inuumiarviga	2011-2012
Inuit Broadcasting Corp.	Qanuq Isumavit 2010-11	2011-2012
Sivumu Northern Productions Inc.	The Guide	2011-2012
Arnait Video Productions Inc.	Uvanga	2011-2012
Inuit Broadcasting Corp.	Qanurli?, Season I	2011-2012
Inuit Broadcasting Corp.	Illiniq, Season I	2011-2012
Isuma	Inuit Cree Peacemakers	2011-2012
Inuit Broadcasting Corp.	Niqitsiat, Season VI	2011-2012
Inuit Broadcasting Corporation	Qanuq Isumavit	2011-2012
Inuit Broadcasting Corporation	Takuginai, XII	2011-2012
Inuit Broadcasting Corporation Inc	Illiniq - Season II	2012-2013
Inuit Broadcasting Corporation Inc	Niqitsiat - Season VII	2012-2013
Inuit Broadcasting Corporation Inc	Qanuq Isumavit 2011-2012	2012-2013
Inuit Broadcasting Corporation Inc	Qanurli? Season II	2012-2013
Inuit Broadcasting Corporation Inc	Takuginai - Season XIII	2012-2013
Piksuk Media Inc.	Tony: Back from the Brink	2012-2013
Isuma	Our Baffinland: Qikiqtani Nunatinnii	2012-2013
Isuma	Coming Home	2013-2014
Inuit Broadcasting Corporation	Qanuq Isumavit 2012-2013	2013-2014
Inuit Broadcasting Corporation	Qanurli? - Season III	2013-2014
Arnait Video Productions Inc.	Sol	2013-2014
Inuit Broadcasting Corporation Inc	Illiniq - Season III	2013-2014
Inuit Broadcasting Corporation Inc	Niqitsiat - Season VIII	2013-2014
Inuit Broadcasting Corporation Inc	Takuginai - Season 14	2013-2014
Unikkaat Studios Inc	Aviliaq (Embargo Collective II - 2013)	2014-2015
Inuit Broadcasting Corporation	Ilinniq IV	2014-2015
Kingulliit Productions Inc.	Malinaqputiit - The Searchers	2014-2015
Inuit Broadcasting Corporation	Niqitsiat IX	2014-2015
Inuit Broadcasting Corporation	Qanuq Isumavit - Season 2013-14	2014-2015
Inuit Broadcasting Corporation	Qanurli? IV	2014-2015
Kingulliit Productions Inc.	Stories of our Elders (The) I (1-14)	2014-2015
Inuit Broadcasting Corporation Inc	Takuginai - Season XV	2014-2015
Inuit Broadcasting Corporation	Ilinniq - Season V	2015-2016
Inuit Broadcasting Corporation	Niqitsiat - Season X	2015-2016
Inuit Broadcasting Corporation	Qanuq Isumavit - Season 2014-2015	2015-2016

APPENDIX 2
Indigenous Projects Listed by Province or Territory and Year
NUNAVUT continued
2010-11 to 2016-17

Prod. Companies	Titles	Year
Qanukiaq Studios Inc.	Qanurli? V	2015-2016
Arnait Video Productions Inc.	Ababa	2016-2017
Arvaaq Media Inc.	Anaana's Tent - Season 1	2016-2017
Kingulliit Productions Inc.	Hunting With My Ancestors I (1-7)	2016-2017
Inuit Broadcasting Corporation Inc.	Illiniq - Season VI	2016-2017
Inuit Broadcasting Corporation Inc.	Illiniq - Season VII	2016-2017
Inuit Broadcasting Corporation Inc.	Niqitsiat - Season XI	2016-2017
Inuit Broadcasting Corporation Inc.	Niqitsiat - Season XII	2016-2017
Inuit Broadcasting Corporation	Qanuq Isumavit 2015-2016	2016-2017

APPENDIX 2
Indigenous Projects Listed by Province or Territory and Year
ONTARIO
2010-11 to 2016-17

Prod. Companies	Titles	Year
National Aboriginal Achievement Foundation	Aboriginal Achievement Awards 2010	2010-2011
Ista Films III Inc.	By the Rapids III	2010-2011
Indigenous Cuisine Inc.	Cooking with the Wolfman VIII	2010-2011
WAWATAY Native Communications Society	Cry of the Loon III	2010-2011
Moyan Bell Productions	Harbourfront Centre Presents Maestro John Kim Bell	2010-2011
Sheltered Productions Ltd.	Sheltered	2010-2011
National Aboriginal Achievement Foundation	Aboriginal Achievement Awards 2011	2011-2012
Firebird Productions Inc.	Ahead of Their Time (formerly Eagles, The) 2008/09 &	2011-2012
Ista P+C17roductions	By the Rapids 4 (Episodes 21-27)	2011-2012
WAWATAY Native Communications Society	Cry of the Loon, IV	2011-2012
Wawatay Native Communications Society	Mino Pimatiisiwin (formerly Wawatay Kids TV 10/11)	2011-2012
Company: Big Soul Productions Inc.	What's The Big Idea?	2011-2012
Waterfront Productions Inc.	All Our Relations	2011-2012
National Aboriginal Achievement Foundation	Aboriginal Achievement Awards 2012	2012-2013
GFZ Films Inc.	Guilt Free Zone	2012-2013
Big Soul Productions Inc.	Inez Project	2012-2013
No Gimmicks Productions Inc.	Joey Stylez: No Gimmicks	2012-2013
8173427 Canada Inc.	Playing with Fire	2012-2013
The Other Side Productions 1 Inc.	The Other Side	2012-2013
AskiBoyz Productions Inc	Aski Boyz	2012-2013
Indspire	20th Annual Indspire Awards (National Aboriginal Achievement Awards)	2013-2014
Indspire	21st Annual Indspire Awards (National Aboriginal Achievement Awards)	2013-2014
Big Soul Productions Inc.	First Tracks 2012	2013-2014
Wild Archaeology Productions inc.	Wild Archaeology	2013-2014
8889139 Canada Inc.	Playing with Fire - Season II	2014-2015
The Other Side Productions 2 Inc	The Other Side - Season II	2014-2015
WFCL UNG - One Doc Inc.	Urban Native Girl - Season 1	2014-2015
Indspire	22nd Annual Indspire Awards 2015	2015-2016
Big Soul Productions (TB Inc.)	Guilt Free Zone II	2015-2016
The Other Side Productions 3 Inc.	The Other Side III	2015-2016
Indspire	23rd Annual Indspire Awards (2016)	2016-2017
Redcloud Studios Inc.	Future History	2016-2017
Cedar Waters Productions	Spirit of Birth (NSI Doc Program 2014)	2016-2017

APPENDIX 2
Indigenous Projects Listed by Province or Territory and Year
ALBERTA
2010-11 to 2016-17

Prod. Companies	Titles	Year
Blackstone Productions	Blackstone I	2010-2011
Going Nuts Productions II Inc.	Caution: May Contain Nuts II	2010-2011
Fish Out of Water Productions	Fish Out Of Water IV (40-46)	2010-2011
Reeled In Productions	Hook Up, The	2010-2011
Blackstone Cycle II Ltd. And Blackstone Productions	Blackstone Season II	2011-2012
Going Nuts Productions III Inc	Caution: May Contain Nuts, Cycle 3 (Episodes 21-26)	2011-2012
Fish Out of Water Productions	Fish Out of Water V	2011-2012
Blackstone Productions Ltd.	Blackstone III (Episodes 18-23)	2012-2013
Sweetgrass & Sage Inc	Chaos and Courage (Rescue Me)	2012-2013
Fish Out of Water Productions 6 Inc.	Fish out of Water (Cycle 6)	2012-2013
Blackstone Cycle IV Ltd.	Blackstone IV	2013-2014
Sweetgrass & Sage Inc.	Chaos and Courage Season 2 (14-26)	2013-2014
Good Morning Productions Inc.	Delmer & Marta (Pilot) TV	2013-2014
Blackstone Cycle V Ltd	Blackstone V	2014-2015
Good Morning Productions II Inc.	Delmer & Marta - Cycle II	2015-2016
Good Morning Productions II Inc.	Delmer & Marta - Cycle III	2015-2016
Good Morning Productions II Inc.	Delmer & Marta - Cycle III Webisodes	2015-2016
Going Nuts Productions IV Inc.	Caution May Contain Nuts - Season IV DM 2	2016-2017
Going Nuts Productions IV Inc.	Caution: May Contain Nuts - Season IV- (Episodes 27-39)	2016-2017
Sagacious Media Inc.	Red Earth Uncovered	2016-2017

APPENDIX 2
Indigenous Projects Listed by Province or Territory and Year
SASKATCHEWAN
2010-11 to 2016-17

Prod. Companies	Titles	Year
Mississippi Broadcasting - Yutthe Askiy Productions	Jim Brady: In the footsteps of the Metis Leader	2010-2011
101085845 Saskatchewan Ltd.	Oskayak Down Under (aka Fire Fighters)	2010-2011
Jennifer Productions/Isabelle Productions	Stained	2010-2011
Untamed Productions Inc.	Untamed Gourmet	2010-2011
Wapos Bay The Movie Inc.	Wapos Bay - the movie	2010-2011
Crimson Clay Media Ltd.	Bionic Bannock Boys II (eps. 7-12)	2011-2012
Guardians Productions Inc:	Guardians	2011-2012
Louis Says Productions Inc.	Louis Says	2011-2012
Untamed Productions II Inc.	Untamed Gourmet II	2012-2013
Guardians Productions Season 2 Inc.	Guardians Evolution - Season II	2013-2014
Guardians Productions / to Be Inc.	Guardians Evolution - Season II	2014-2015
Louis Says Productions Inc.	Louis Says - Season II	2014-2015
Guardians Productions Season II Inc. (on behalf of a single purpose company to be incorporated)	Guardians Season III	2016-2017
Louis Says III Productions Inc.	Louis Says - Season III	2016-2017

APPENDIX 2
Indigenous Projects Listed by Province or Territory and Year
NOVA SCOTIA
2010-11 to 2016-17

Prod. Companies	Titles	Year
Fancy Shows TV Inc.	Candy Show, Season I	2010-2011
643498 NB Inc.	Wabanaagig III	2010-2011
Fancy Shoes TV Inc.	The Candy Show, Season 2	2011-2012
Fancy Shoes TV Inc	The Candy Show 1	2012-2013
Fancy Shoes TV Inc.	The Candy Show III	2012-2013
Fancy Shoes IV Inc, Ocean Entertainment	The Candy Show IV TV	2013-2014
Okalakatiget Society	Tamanevugut III	2013-2014
Ocean Entertainment & Fancy Shoes TV Inc.	The Candy Show V	2014-2015
Okalakatiget Society	Tamanevugut IV	2014-2015
Okalakatiget society	Tamanevugut V	2015-2016

APPENDIX 2
Indigenous Projects Listed by Province or Territory and Year
NORTHWEST TERRITORIES
2010-11 to 2016-17

Prod. Companies	Titles	Year
NCS Productions Ltd.	Our Dene Elders XI	2010-2011
Native Communications Society of the NWT	Dene: A Journey	2011-2012
Dene A Journey Productions LTD, NCS Productions	Dene a Journey Season II	2013-2014
Inuvialuit Communications Society (ICS)	UNIPKAAQTUQ	2014-2015

APPENDIX 2
Indigenous Projects Listed by Province or Territory and Year
NEWFOUNDLAND and LABRADOR
2010-11 to 2016-17

Prod. Companies	Titles	Year
Okalakatiget Society -	Labradorimiut X	2010-2011
OkalaKatiget Society (OKS)	Tamanevugut	2011-2012
Okalakatiget Society	Tamanevugut II	2012-2013
Okalakatiget Society	Tamanevugut VI	2016-2017

APPENDIX 2
Indigenous Projects Listed by Province or Territory and Year
NEW BRUNSWICK
2010-11 to 2016-17

Prod. Companies	Titles	Year
A Beautiful forest Inc	A Beautiful Forest	2011-2012
657092 NB Inc.	Wabanaagig III TV	2013-2014
670056 NB Inc.	La Clé du studio	2015-2016

APPENDIX 2
Indigenous Projects Listed by Province or Territory and Year
YUKON
2010-11 to 2016-17

Prod. Companies	Titles	Year
Sun Rock Productions	Anash and the Legacy of the Sun-Rock	2014-2015
Jennifer Bowen Allen	Released (NSI Doc Program 2014)	2016-2017

